

# Orange Peel Grapples

GSH, GSM, and GSV Models

## Technical Specifications

Cat® Orange Peel Grapples expand your capabilities. With faster cycle times and increased capacities, Orange Peel Grapples allow you to move more while spending less. A more efficient product design increases the grapple's overall productivity and reduces maintenance costs.

Not all attachments are available in all regions. Consult your Cat dealer for specific configurations available in your region.

### Table of Contents

<b>Specifications</b> .....	<b>2</b>				
<b>Dimensions</b> .....	<b>4</b>				
<b>Hydraulic Specifications</b> .....	<b>10</b>				
<b>Matching</b> .....	<b>14</b>				
311F .....14	320D RR.....19	325D MH.....36	336D2 GC.....45	352F.....54	M322D.....95
312D2.....14	320D2.....20	325F CR.....37	336E.....46	352F XE.....54	M322D MH.....96
312E.....14	320D2 GC.....21	326D2.....37	336E H.....47	374D.....55	M322D2.....97
312F.....14	320E.....22	326F.....38	336F.....47	374F.....55	M322D2 MH.....104
313D2.....14	320E RR.....24	328D CR.....39	336F XE.....48	M314F.....56	M322F.....105
313F GC.....14	320F.....25	329D.....39	336 GC.....48	M315D2.....61	M324D2 MH.....109
314E CR.....14	320.....26	329D2.....40	336.....49	M315F.....64	M325D MH.....110
314F.....15	321D CR.....27	329E.....41	340D2.....50	M316F.....67	M325D LMH.....110
315F CR.....15	323D.....27	329F.....42	340F.....50	M317D2.....76	MH3022.....111
316E.....15	323D2.....28	330D MH.....42	340F UHD.....51	M317F.....78	MH3024.....122
316F.....16	323E.....29	330D2.....43	345D.....51	M318D.....79	MH3026.....132
318D2.....16	323F.....31	330F.....43	349D2.....52	M318D MH.....80	MH3027.....136
318E.....17	323.....33	335F CR.....44	349E.....52	M318F.....82	MH3037.....136
318F.....18	324D.....35	336D.....44	349F.....53	M320D2.....88	MH3049.....137
320D.....19	324E.....36	336D2.....45	349F XE.....53	M320F.....90	MH3059.....137
<b>Installation Hardware</b> .....	<b>138</b>				
GSH22B.....138	GSH425.....140	GSH520.....142	GSV520 GC.....144	GSV525.....147	GSM-60.....149
GSH420.....139	GSH440.....141	GSH525.....143	GSV520.....146	GSM-50.....148	
<b>Optional Cylinder Guard</b> .....	<b>150</b>				



# Orange Peel Grapples Technical Specifications

## Specifications

Model (nomenclature)	Shell Type	Tine Count	Part Number	Capacity		Maximum Lift Capacity		Recommended Excavator Carrier Weight		Recommended Material Handler Carrier Weight		Operating Weight	
				L	yd <sup>3</sup>	kg	lb	Min. tons	Max. tons	Min. tons	Max. tons	kg	lb
GSH22B	Semi-open	4	259-9691	1000	1.50	15000	33069	22	50	35	60	2570	5666
	Semi-open	4	259-9704	1500	2.00	15000	33069	22	50	35	60	2614	5763
	Semi-open	4	391-9791	2000	2.50	15000	33069	22	50	35	60	2672	5891
	Semi-open	5	292-6588	1000	1.50	15000	33069	22	50	35	60	3100	6834
	Semi-open	5	292-6590	1500	2.00	15000	33069	22	50	35	60	3154	6953
GSH420	Semi-open	4	490-6896	500	0.65	8000	17637	14	21	20	30	1142	2518
	Semi-open	4	490-6897	600	0.75	8000	17637	14	21	20	30	1167	2573
	Semi-open	4	490-6898	750	1.00	8000	17637	14	21	20	30	1201	2648
GSH425	Semi-open	4	466-8410	750	1.00	10000	22046	20	30	25	40	1570	3461
	Semi-open	4	466-8411	950	1.25	10000	22046	20	30	25	40	1608	3545
	Semi-open	4	466-8412	1150	1.50	10000	22046	20	30	25	40	1663	3666
GSH440	Semi-open	4	456-2267	1150	1.50	10000	22046	25	35	40	55	2111	4654
	Semi-open	4	469-1368	1550	2.00	10000	22046	25	35	40	55	2207	4866
GSH520	Semi-open	5	490-6900	500	0.65	8000	17637	14	21	20	30	1362	3003
	Closed	5	490-6904	500	0.65	8000	17637	14	21	20	30	1493	3292
	Semi-open	5	490-6901	600	0.75	8000	17637	14	21	20	30	1394	3073
	Closed	5	490-6905	600	0.75	8000	17637	14	21	20	30	1539	3393
	Semi-open	5	490-6902	750	1.00	8000	17637	14	21	20	30	1436	3166
	Closed	5	490-6906	750	1.00	8000	17637	14	21	20	30	1601	3530
GSH525	Semi-open	5	466-8408	750	1.00	10000	22046	20	30	25	40	1872	4127
	Closed	5	473-7062	750	1.00	10000	22046	20	30	25	40	2064	4550
	Semi-open	5	462-3810	950	1.25	10000	22046	20	30	25	40	1920	4233
	Closed	5	473-7063	950	1.25	10000	22046	20	30	25	40	2142	4722
	Semi-open	5	466-8409	1150	1.50	10000	22046	20	30	25	40	1988	4383
	Closed	5	473-7064	1150	1.50	10000	22046	20	30	25	40	2230	4916
GSM50	Open	5	319-2054	1250	1.63	20000	44092	30	45	40	65	3199	7053
	Semi-open	5	333-3159	1250	1.63	20000	44092	30	45	40	65	3318	7315
	Closed	5	319-2055	1250	1.63	20000	44092	30	45	40	65	3614	7968
	Open	5	319-2056	1500	2.00	20000	44092	30	45	40	65	3286	7244
	Semi-open	5	333-3160	1500	2.00	20000	44092	30	45	40	65	3425	7551
	Closed	5	319-2057	1500	2.00	20000	44092	30	45	40	65	3751	8270
	Open	5	319-2058	2000	2.50	20000	44092	30	45	40	65	3380	7452
	Semi-open	5	319-2059	2000	2.50	20000	44092	30	45	40	65	3570	7871
	Closed	5	319-2060	2000	2.50	20000	44092	30	45	40	65	3979	8772

(continued on next page)

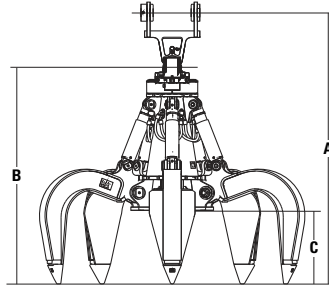
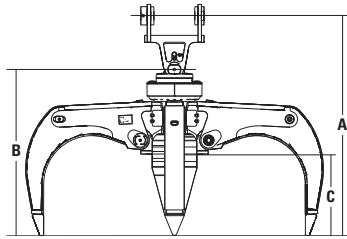
# Orange Peel Grapples Technical Specifications

## Specifications (continued)

Model (nomenclature)	Shell Type	Tine Count	Part Number	Capacity		Maximum Lift Capacity		Recommended Excavator Carrier Weight		Recommended Material Handler Carrier Weight		Operating Weight	
				L	yd <sup>3</sup>	kg	lb	Min. tons	Max. tons	Min. tons	Max. tons	kg	lb
GSM60	Open	5	333-3169	3750	4.90	20000	44092	40	65	65	90	5060	11155
	Semi-open	5	333-3170	3750	4.90	20000	44092	40	65	65	90	5420	11949
GSV520 GC	Semi-open	5	503-8098	400	0.50	5000	11023	14	21	20	30	1140	2513
	Closed	5	527-4118	400	0.50	5000	11023	14	21	20	30	1267	2793
	Semi-open	5	503-8099	500	0.65	5000	11023	14	21	20	30	1173	2586
	Closed	5	527-4119	500	0.65	5000	11023	14	21	20	30	1312	2892
	Semi-open	5	503-8100	600	0.75	5000	11023	14	21	20	30	1205	2657
	Closed	5	527-4120	600	0.75	5000	11023	14	21	20	30	1356	2989
	Semi-open	5	527-4117	750	1.00	5000	11023	14	21	20	30	1249	2754
	Closed	5	527-4121	750	1.00	5000	11023	14	21	20	30	1420	3131
GSV520	Semi-open	5	519-1253	400	0.50	8000	17637	14	21	20	30	1214	2676
	Closed	5	490-1054	400	0.50	8000	17637	14	21	20	30	1341	2956
	Semi-open	5	490-1051	500	0.65	8000	17637	14	21	20	30	1247	2749
	Closed	5	490-1055	500	0.65	8000	17637	14	21	20	30	1386	3056
	Semi-open	5	490-1052	600	0.75	8000	17637	14	21	20	30	1279	2820
	Closed	5	490-1056	600	0.75	8000	17637	14	21	20	30	1430	3153
	Semi-open	5	490-1053	750	1.00	8000	17637	14	21	20	30	1322	2915
	Closed	5	490-1057	750	1.00	8000	17637	14	21	20	30	1495	3296
GSV525	Semi-open	5	528-3846	600	0.75	10000	22046	20	30	25	40	1741	3838
	Closed	5	528-3847	600	0.75	10000	22046	20	30	25	40	1940	4277
	Semi-open	5	467-0352	750	1.00	10000	22046	20	30	25	40	1790	3946
	Closed	5	473-7065	750	1.00	10000	22046	20	30	25	40	2008	4427
	Semi-open	5	467-0353	950	1.25	10000	22046	20	30	25	40	1847	4072
	Closed	5	473-7067	950	1.25	10000	22046	20	30	25	40	2086	4599
	Semi-open	5	458-0776	1150	1.50	10000	22046	20	30	25	40	1901	4191
	Closed	5	473-7068	1150	1.50	10000	22046	20	30	25	40	2159	4760

# Orange Peel Grapples Technical Specifications

## Dimensions

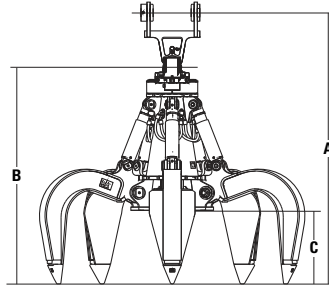
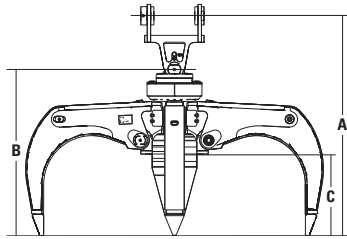


Model (nomenclature)	Shell Type	Tine Count	Part Number	(A) Height, Centerline of Pin to Bottom, Open		(B) Height, Tines Open		(C) Ground Clearance, Tines Open	
				mm	in	mm	in	mm	in
GSH22B	Semi-open	4	259-9691	2449	96.41	1839	72.40	910	35.83
	Semi-open	4	259-9704	2496	98.26	1886	74.25	956	37.64
	Semi-open	4	391-9791	2542	100.07	1932	76.06	1004	39.53
	Semi-open	5	292-6588	2449	96.41	1839	72.40	910	35.83
	Semi-open	5	292-6590	2496	98.26	1886	74.25	958	37.72
GSH420	Semi-open	4	490-6896	1793	70.59	1293	50.91	566	22.28
	Semi-open	4	490-6897	1833	72.17	1333	52.48	607	23.90
	Semi-open	4	490-6898	1884	74.17	1384	54.49	658	25.91
GSH425	Semi-open	4	466-8410	1980	77.95	1450	57.09	655	25.79
	Semi-open	4	466-8411	2040	80.31	1510	59.45	715	28.15
	Semi-open	4	466-8412	2100	82.68	1570	61.81	770	30.31
GSH440	Semi-open	4	456-2267	2144	84.41	1614	63.54	728	28.66
	Semi-open	4	469-1368	2245	88.39	1715	67.52	829	32.64
GSH520	Semi-open	5	490-6900	1793	70.59	1293	50.91	566	22.28
	Closed	5	490-6904	1793	70.59	1293	50.91	566	22.28
	Semi-open	5	490-6901	1833	72.17	1333	52.48	607	23.90
	Closed	5	490-6905	1833	72.17	1333	52.48	607	23.90
	Semi-open	5	490-6902	1884	74.17	1384	54.49	658	25.91
	Closed	5	490-6906	1884	74.17	1384	54.49	658	25.91
GSH525	Semi-open	5	466-8408	1980	77.95	1450	57.09	655	25.79
	Closed	5	473-7062	1980	77.95	1450	57.09	655	25.79
	Semi-open	5	462-3810	2040	80.31	1510	59.45	715	28.15
	Closed	5	473-7063	2040	80.31	1510	59.45	715	28.15
	Semi-open	5	466-8409	2100	82.68	1570	61.81	770	30.31
	Closed	5	473-7064	2100	82.68	1570	61.81	770	30.31
GSM50	Open	5	319-2054	3150	124.02	2300	90.55	640	25.20
	Semi-open	5	333-3159	3150	124.02	2300	90.55	640	25.20
	Closed	5	319-2055	3150	124.02	2300	90.55	640	25.20
	Open	5	319-2056	3180	125.20	2330	91.73	700	27.56
	Semi-open	5	333-3160	3180	125.20	2330	91.73	700	27.56
	Closed	5	319-2057	3180	125.20	2330	91.73	700	27.56
	Open	5	319-2058	3235	127.36	2385	93.90	730	28.74
	Semi-open	5	319-2059	3235	127.36	2385	93.90	730	28.74
	Closed	5	319-2060	3235	127.36	2385	93.90	730	28.74

(continued on next page)

# Orange Peel Grapples Technical Specifications

## Dimensions (continued)

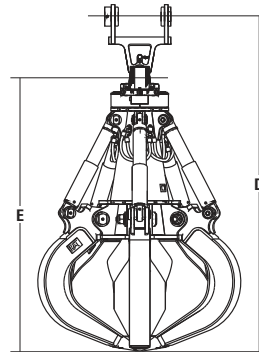
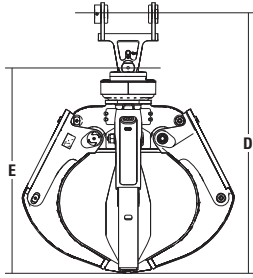


Model (nomenclature)	Shell Type	Tine Count	Part Number	(A) Height, Centerline of Pin to Bottom, Open		(B) Height, Tines Open		(C) Ground Clearance, Tines Open	
				mm	in	mm	in	mm	in
GSM60	Open	5	333-3169	3625	142.72	2725	107.28	845	33.27
	Semi-open	5	333-3170	3625	142.72	2725	107.28	845	33.27
GSV520 GC	Semi-open	5	503-8098	2247	88.46	1747	68.78	528	20.79
	Closed	5	527-4118	2247	88.46	1747	68.78	528	20.79
	Semi-open	5	503-8099	2281	89.80	1781	70.12	562	22.13
	Closed	5	527-4119	2281	89.80	1781	70.12	562	22.13
	Semi-open	5	503-8100	2313	91.06	1813	71.38	594	23.39
	Closed	5	527-4120	2313	91.06	1813	71.38	594	23.39
	Semi-open	5	527-4117	2356	92.76	1856	73.07	637	25.08
	Closed	5	527-4121	2356	92.76	1856	73.07	637	25.08
GSV520	Semi-open	5	519-1253	2324	91.50	1824	71.81	528	20.79
	Closed	5	490-1054	2324	91.50	1824	71.81	528	20.79
	Semi-open	5	490-1051	2359	92.87	1859	73.19	562	22.13
	Closed	5	490-1055	2359	92.87	1859	73.19	562	22.13
	Semi-open	5	490-1052	2391	94.13	1891	74.45	594	23.39
	Closed	5	490-1056	2391	94.13	1891	74.45	594	23.39
	Semi-open	5	490-1053	2434	95.83	1934	76.14	637	25.08
	Closed	5	490-1057	2434	95.83	1934	76.14	637	25.08
GSV525	Semi-open	5	528-3846	2515	99.02	1985	78.15	597	23.50
	Closed	5	528-3847	2515	99.02	1985	78.15	597	23.50
	Semi-open	5	467-0352	2559	100.75	2029	79.88	641	25.24
	Closed	5	473-7065	2559	100.75	2029	79.88	641	25.24
	Semi-open	5	467-0353	2608	102.68	2078	81.81	690	27.17
	Closed	5	473-7067	2608	102.68	2078	81.81	690	27.17
	Semi-open	5	458-0776	2655	104.53	2125	83.66	736	28.98
	Closed	5	473-7068	2655	104.53	2125	83.66	736	28.98

(continued on next page)

# Orange Peel Grapples Technical Specifications

## Dimensions (continued)

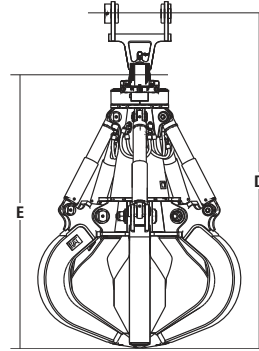
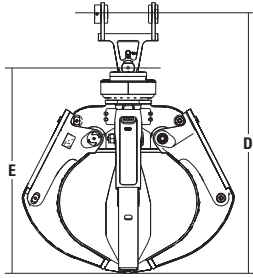


Model (nomenclature)	Shell Type	Tine Count	Part Number	(D) Height, Centerline of Pin to Bottom, Closed		(E) Height, Tines Closed	
				mm	in	mm	in
GSH22B	Semi-open	4	259-9691	2796	110.07	2186	86.06
	Semi-open	4	259-9704	2879	113.33	2269	89.33
	Semi-open	4	391-9791	2960	116.52	2350	92.52
	Semi-open	5	292-6588	2797	110.11	2187	86.10
	Semi-open	5	292-6590	2880	113.37	2270	89.37
GSH420	Semi-open	4	490-6896	2070	81.50	1570	61.81
	Semi-open	4	490-6897	2151	84.69	1651	65.00
	Semi-open	4	490-6898	2252	88.66	1752	68.98
GSH425	Semi-open	4	466-8410	2265	89.17	1735	68.31
	Semi-open	4	466-8411	2385	93.90	1855	73.03
	Semi-open	4	466-8412	2500	98.43	1970	77.56
GSH440	Semi-open	4	456-2267	2478	97.56	1948	76.69
	Semi-open	4	469-1368	2679	105.47	2149	84.61
GSH520	Semi-open	5	490-6900	2070	81.50	1570	61.81
	Closed	5	490-6904	2070	81.50	1570	61.81
	Semi-open	5	490-6901	2151	84.69	1651	65.00
	Closed	5	490-6905	2151	84.69	1651	65.00
	Semi-open	5	490-6902	2252	88.66	1752	68.98
	Closed	5	490-6906	2252	88.66	1752	68.98
GSH525	Semi-open	5	466-8408	2265	89.17	1735	68.31
	Closed	5	473-7062	2265	89.17	1735	68.31
	Semi-open	5	462-3810	2385	93.90	1855	73.03
	Closed	5	473-7063	2385	93.90	1855	73.03
	Semi-open	5	466-8409	2500	98.43	1970	77.56
	Closed	5	473-7064	2500	98.43	1970	77.56
GSM50	Open	5	319-2054	3585	141.14	2735	107.68
	Semi-open	5	333-3159	3585	141.14	2735	107.68
	Closed	5	319-2055	3585	141.14	2735	107.68
	Open	5	319-2056	3685	145.08	2835	111.61
	Semi-open	5	333-3160	3685	145.08	2835	111.61
	Closed	5	319-2057	3685	145.08	2835	111.61
	Open	5	319-2058	3845	151.38	2995	117.91
	Semi-open	5	319-2059	3845	151.38	2995	117.91
Closed	5	319-2060	3845	151.38	2995	117.91	

(continued on next page)

# Orange Peel Grapples Technical Specifications

## Dimensions (continued)

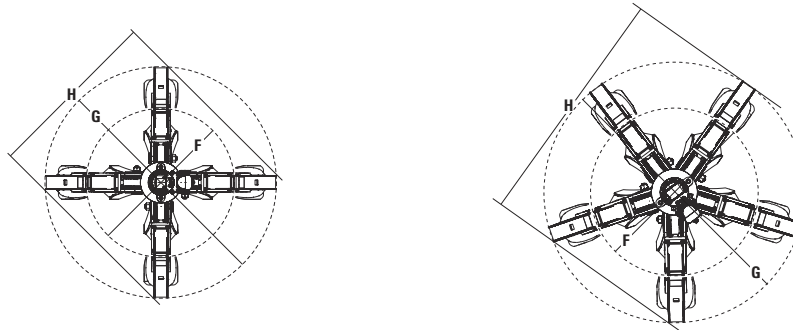


Model (nomenclature)	Shell Type	Tine Count	Part Number	(D) Height, Centerline of Pin to Bottom, Closed		(E) Height, Tines Closed	
				mm	in	mm	in
GSM60	Open	5	333-3169	4350	171.26	3450	135.83
	Semi-open	5	333-3170	4350	171.26	3450	135.83
GSV520 GC	Semi-open	5	503-8098	2388	94.02	1888	74.33
	Closed	5	527-4118	2388	94.02	1888	74.33
	Semi-open	5	503-8099	2459	96.81	1959	77.13
	Closed	5	527-4119	2459	96.81	1959	77.13
	Semi-open	5	503-8100	2522	99.29	2022	79.61
	Closed	5	527-4120	2522	99.29	2022	79.61
	Semi-open	5	527-4117	2607	102.64	2107	82.95
	Closed	5	527-4121	2607	102.64	2107	82.95
GSV520	Semi-open	5	519-1253	2467	97.13	1967	77.44
	Closed	5	490-1054	2467	97.13	1967	77.44
	Semi-open	5	490-1051	2536	99.84	2036	80.16
	Closed	5	490-1055	2536	99.84	2036	80.16
	Semi-open	5	490-1052	2601	102.40	2101	82.72
	Closed	5	490-1056	2601	102.40	2101	82.72
	Semi-open	5	490-1053	2686	105.75	2186	86.06
	Closed	5	490-1057	2686	105.75	2186	86.06
GSV525	Semi-open	5	528-3846	2660	104.72	2130	83.86
	Closed	5	528-3847	2660	104.72	2130	83.86
	Semi-open	5	467-0352	2756	108.50	2226	87.64
	Closed	5	473-7065	2756	108.50	2226	87.64
	Semi-open	5	467-0353	2854	112.36	2324	91.50
	Closed	5	473-7067	2854	112.36	2324	91.50
	Semi-open	5	458-0776	2946	115.98	2416	95.12
	Closed	5	473-7068	2946	115.98	2416	95.12

(continued on next page)

# Orange Peel Grapples Technical Specifications

## Dimensions (continued)



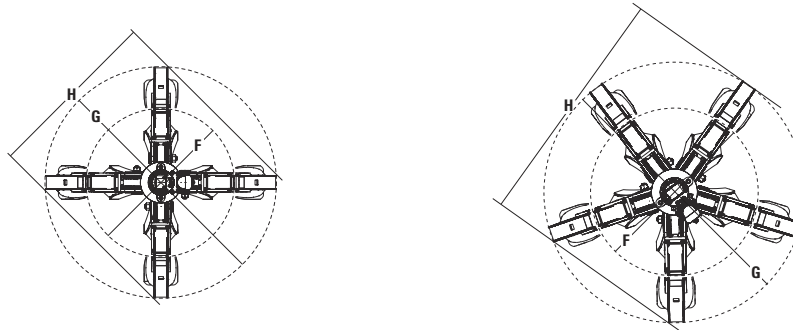
Model (nomenclature)	Shell Type	Tine Count	Part Number	(F) Diameter, Tines Closed		(G) Diameter, Tines Open		(H) Overall Width		Pin Diameter		Width of Mounting Head	
				mm	in	mm	in	mm	in	mm	in	mm	in
GSH22B	Semi-open	4	259-9691	2114	83.23	2934	115.51	2226	87.64	90	3.54	200	7.87
	Semi-open	4	259-9704	2123	83.58	3062	120.55	2312	91.02	90	3.54	200	7.87
	Semi-open	4	391-9791	2169	85.39	3209	126.34	2416	95.12	90	3.54	200	7.87
	Semi-open	5	292-6588	2120	83.46	2941	115.79	2717	106.97	90	3.54	200	7.87
	Semi-open	5	292-6590	2126	83.70	3060	120.47	2826	111.26	90	3.54	200	7.87
GSH420	Semi-open	4	490-6896	1623	63.90	2160	85.04	1648	64.88	70	2.76	114	4.49
	Semi-open	4	490-6897	1623	63.90	2300	90.55	1746	68.74	70	2.76	114	4.49
	Semi-open	4	490-6898	1628	64.09	2476	97.48	1871	73.66	70	2.76	114	4.49
GSH425	Semi-open	4	466-8410	1860	73.23	2415	95.08	1825	71.85	80	3.15	150	5.91
	Semi-open	4	466-8411	1860	73.23	2610	102.76	1965	77.36	80	3.15	150	5.91
	Semi-open	4	466-8412	1860	73.23	2820	111.02	2110	83.07	80	3.15	150	5.91
GSH440	Semi-open	4	456-2267	1992	78.43	2755	108.46	2086	82.13	80	3.15	150	5.91
	Semi-open	4	469-1368	2002	78.82	3092	121.73	2325	91.54	80	3.15	150	5.91
GSH520	Semi-open	5	490-6900	1623	63.90	2160	85.04	2004	78.90	70	2.76	114	4.49
	Closed	5	490-6904	1623	63.90	2160	85.04	2004	78.90	70	2.76	114	4.49
	Semi-open	5	490-6901	1623	63.90	2300	90.55	2130	83.86	70	2.76	114	4.49
	Closed	5	490-6905	1623	63.90	2300	90.55	2130	83.86	70	2.76	114	4.49
	Semi-open	5	490-6902	1628	64.09	2476	97.48	2290	90.16	70	2.76	114	4.49
	Closed	5	490-6906	1628	64.09	2476	97.48	2297	90.43	70	2.76	114	4.49
GSH525	Semi-open	5	466-8408	1860	73.23	2415	95.08	2230	87.80	80	3.15	150	5.91
	Closed	5	473-7062	1860	73.23	2415	95.08	2230	87.80	80	3.15	150	5.91
	Semi-open	5	462-3810	1860	73.23	2610	102.76	2410	94.88	80	3.15	150	5.91
	Closed	5	473-7063	1860	73.23	2610	102.76	2410	94.88	80	3.15	150	5.91
	Semi-open	5	466-8409	1860	73.23	2820	111.02	2595	102.17	80	3.15	150	5.91
	Closed	5	473-7064	1860	73.23	2820	111.02	2595	102.17	80	3.15	150	5.91
GSM50	Open	5	319-2054	2000	78.74	3200	125.98	2950	116.14	90	3.54	200	7.87
	Semi-open	5	333-3159	2000	78.74	3200	125.98	2950	116.14	90	3.54	200	7.87
	Closed	5	319-2055	2000	78.74	3200	125.98	2950	116.14	90	3.54	200	7.87
	Open	5	319-2056	2110	83.07	3400	133.86	3130	123.23	90	3.54	200	7.87
	Semi-open	5	333-3160	2110	83.07	3400	133.86	3130	123.23	90	3.54	200	7.87
	Closed	5	319-2057	2110	83.07	3400	133.86	3130	123.23	90	3.54	200	7.87
	Open	5	319-2058	2230	87.80	3320	130.71	3384	133.23	90	3.54	200	7.87
	Semi-open	5	319-2059	2230	87.80	3320	130.71	3384	133.23	90	3.54	200	7.87
Closed	5	319-2060	2230	87.80	3320	130.71	3384	133.23	90	3.54	200	7.87	

(continued on next page)



# Orange Peel Grapples Technical Specifications

## Dimensions (continued)



Model (nomenclature)	Shell Type	Tine Count	Part Number	(F) Diameter, Tines Closed		(G) Diameter, Tines Open		(H) Overall Width		Pin Diameter		Width of Mounting Head	
				mm	in	mm	in	mm	in	mm	in	mm	in
GSM60	Open	5	333-3169	2825	111.22	4270	168.11	3930	154.72	90	3.54	200	7.87
	Semi-open	5	333-3170	2825	111.22	4270	168.11	3930	154.72	90	3.54	200	7.87
GSV520 GC	Semi-open	5	503-8098	1483	58.39	2016	79.37	1874	73.78	70	2.76	114	4.49
	Closed	5	527-4118	1483	58.39	2016	79.37	1890	74.41	70	2.76	114	4.49
	Semi-open	5	503-8099	1540	60.63	2140	84.25	1986	78.19	70	2.76	114	4.49
	Closed	5	527-4119	1540	60.63	2140	84.25	2010	79.13	70	2.76	114	4.49
	Semi-open	5	503-8100	1597	62.87	2255	88.78	2091	82.32	70	2.76	114	4.49
	Closed	5	527-4120	1597	62.87	2255	88.78	2120	83.46	70	2.76	114	4.49
	Semi-open	5	527-4117	1673	65.87	2412	94.96	2232	87.87	70	2.76	114	4.49
	Closed	5	527-4121	1673	65.87	2412	94.96	2269	89.33	70	2.76	114	4.49
	Semi-open	5	519-1253	1483	58.39	2016	79.37	1874	73.78	70	2.76	114	4.49
GSV520	Closed	5	490-1054	1483	58.39	2016	79.37	1890	74.41	70	2.76	114	4.49
	Semi-open	5	490-1051	1540	60.63	2140	84.25	1986	78.19	70	2.76	114	4.49
	Closed	5	490-1055	1540	60.63	2140	84.25	2010	79.13	70	2.76	114	4.49
	Semi-open	5	490-1052	1597	62.87	2255	88.78	2091	82.32	70	2.76	114	4.49
	Closed	5	490-1056	1597	62.87	2255	88.78	2120	83.46	70	2.76	114	4.49
	Semi-open	5	490-1053	1673	65.87	2412	94.96	2232	87.87	70	2.76	114	4.49
	Closed	5	490-1057	1673	65.87	2412	94.96	2269	89.33	70	2.76	114	4.49
	Semi-open	5	528-3846	1620	63.78	2254	88.74	2082	81.97	80	3.15	150	5.91
GSV525	Closed	5	528-3847	1620	63.78	2254	88.74	2082	81.97	80	3.15	150	5.91
	Semi-open	5	467-0352	1668	65.67	2411	94.92	2226	87.64	80	3.15	150	5.91
	Closed	5	473-7065	1668	65.67	2411	94.92	2226	87.64	80	3.15	150	5.91
	Semi-open	5	467-0353	1734	68.27	2582	101.65	2381	93.74	80	3.15	150	5.91
	Closed	5	473-7067	1734	68.27	2582	101.65	2381	93.74	80	3.15	150	5.91
	Semi-open	5	458-0776	1790	70.47	2742	107.95	2526	99.45	80	3.15	150	5.91
	Closed	5	473-7068	1790	70.47	2742	107.95	2526	99.45	80	3.15	150	5.91

# Orange Peel Grapples Technical Specifications

## Hydraulic Specifications

Model (nomenclature)	Shell Type	Tine Count	Part Number	Hydraulic Open/Close							
				Maximum Open/ Close Pressure		Recommended Close Pressure		Recommended Open Pressure		Recommended Open/Close Flow	
				bar	psi	bar	psi	bar	psi	L/min	gpm
GSH22B	Semi-open	4	259-9691	350	5076	350	5076	225	3263	200	53
	Semi-open	4	259-9704	350	5076	350	5076	225	3263	200	53
	Semi-open	4	391-9791	350	5076	350	5076	225	3263	200	53
	Semi-open	5	292-6588	350	5076	350	5076	225	3263	200	53
	Semi-open	5	292-6590	350	5076	350	5076	225	3263	200	53
GSH420	Semi-open	4	490-6896	350	5076	350	5076	225	3263	80	21
	Semi-open	4	490-6897	350	5076	350	5076	225	3263	80	21
	Semi-open	4	490-6898	350	5076	350	5076	225	3263	80	21
GSH425	Semi-open	4	466-8410	350	5076	350	5076	225	3263	150	40
	Semi-open	4	466-8411	350	5076	350	5076	225	3263	150	40
	Semi-open	4	466-8412	350	5076	350	5076	225	3263	150	40
GSH440	Semi-open	4	456-2267	350	5076	350	5076	225	3263	200	53
	Semi-open	4	469-1368	350	5076	350	5076	225	3263	200	53
GSH520	Semi-open	5	490-6900	350	5076	350	5076	225	3263	100	26
	Closed	5	490-6904	350	5076	350	5076	225	3263	100	26
	Semi-open	5	490-6901	350	5076	350	5076	225	3263	100	26
	Closed	5	490-6905	350	5076	350	5076	225	3263	100	26
	Semi-open	5	490-6902	350	5076	350	5076	225	3263	100	26
	Closed	5	490-6906	350	5076	350	5076	225	3263	100	26
GSH525	Semi-open	5	466-8408	350	5076	350	5076	225	3263	150	40
	Closed	5	473-7062	350	5076	350	5076	225	3263	150	40
	Semi-open	5	462-3810	350	5076	350	5076	225	3263	150	40
	Closed	5	473-7063	350	5076	350	5076	225	3263	150	40
	Semi-open	5	466-8409	350	5076	350	5076	225	3263	150	40
	Closed	5	473-7064	350	5076	350	5076	225	3263	150	40
GSM50	Open	5	319-2054	300	4351	300	4351	300	4351	180-240	48-63
	Semi-open	5	333-3159	300	4351	300	4351	300	4351	180-240	48-63
	Closed	5	319-2055	300	4351	300	4351	300	4351	180-240	48-63
	Open	5	319-2056	300	4351	300	4351	300	4351	180-240	48-63
	Semi-open	5	333-3160	300	4351	300	4351	300	4351	180-240	48-63
	Closed	5	319-2057	300	4351	300	4351	300	4351	180-240	48-63
	Open	5	319-2058	300	4351	300	4351	300	4351	180-240	48-63
	Semi-open	5	319-2059	300	4351	300	4351	300	4351	180-240	48-63
Closed	5	319-2060	300	4351	300	4351	300	4351	180-240	48-63	

(continued on next page)

# Orange Peel Grapples Technical Specifications

## Hydraulic Specifications *(continued)*

Model (nomenclature)	Shell Type	Tine Count	Part Number	Hydraulic Open/Close							
				Maximum Open/ Close Pressure		Recommended Close Pressure		Recommended Open Pressure		Recommended Open/Close Flow	
				bar	psi	bar	psi	bar	psi	L/min	gpm
GSM60	Open	5	333-3169	300	4351	300	4351	300	4351	240-300	63-79
	Semi-open	5	333-3170	300	4351	300	4351	300	4351	240-300	63-79
GSV520 GC	Semi-open	5	503-8098	350	5076	350	5076	225	3263	115	30
	Closed	5	527-4118	350	5076	350	5076	225	3263	115	30
	Semi-open	5	503-8099	350	5076	350	5076	225	3263	115	30
	Closed	5	527-4119	350	5076	350	5076	225	3263	115	30
	Semi-open	5	503-8100	350	5076	350	5076	225	3263	115	30
	Closed	5	527-4120	350	5076	350	5076	225	3263	115	30
	Semi-open	5	527-4117	350	5076	350	5076	225	3263	115	30
	Closed	5	527-4121	350	5076	350	5076	225	3263	115	30
GSV520	Semi-open	5	519-1253	350	5076	350	5076	225	3263	115	30
	Closed	5	490-1054	350	5076	350	5076	225	3263	115	30
	Semi-open	5	490-1051	350	5076	350	5076	225	3263	115	30
	Closed	5	490-1055	350	5076	350	5076	225	3263	115	30
	Semi-open	5	490-1052	350	5076	350	5076	225	3263	115	30
	Closed	5	490-1056	350	5076	350	5076	225	3263	115	30
	Semi-open	5	490-1053	350	5076	350	5076	225	3263	115	30
	Closed	5	490-1057	350	5076	350	5076	225	3263	115	30
GSV525	Semi-open	5	528-3846	350	5076	350	5076	225	3263	170	45
	Closed	5	528-3847	350	5076	350	5076	225	3263	170	45
	Semi-open	5	467-0352	350	5076	350	5076	225	3263	170	45
	Closed	5	473-7065	350	5076	350	5076	225	3263	170	45
	Semi-open	5	467-0353	350	5076	350	5076	225	3263	170	45
	Closed	5	473-7067	350	5076	350	5076	225	3263	170	45
	Semi-open	5	458-0776	350	5076	350	5076	225	3263	170	45
	Closed	5	473-7068	350	5076	350	5076	225	3263	170	45

*(continued on next page)*

# Orange Peel Grapples Technical Specifications

## Hydraulic Specifications *(continued)*

Model (nomenclature)	Shell Type	Tine Count	Part Number	Hydraulic Rotation					
				Maximum Rotation Pressure		Recommended Rotation Pressure		Recommended Rotation Flow	
				bar	psi	bar	psi	L/min	gpm
GSH22B	Semi-open	4	259-9691	220	3191	160	2321	20	5
	Semi-open	4	259-9704	220	3191	160	2321	20	5
	Semi-open	4	391-9791	220	3191	160	2321	20	5
	Semi-open	5	292-6588	220	3191	160	2321	20	5
	Semi-open	5	292-6590	220	3191	160	2321	20	5
GSH420	Semi-open	4	490-6896	220	3191	140	2031	20	5
	Semi-open	4	490-6897	220	3191	140	2031	20	5
	Semi-open	4	490-6898	220	3191	140	2031	20	5
GSH425	Semi-open	4	466-8410	220	3191	160	2321	20	5
	Semi-open	4	466-8411	220	3191	160	2321	20	5
	Semi-open	4	466-8412	220	3191	160	2321	20	5
GSH440	Semi-open	4	456-2267	220	3191	160	2321	20	5
	Semi-open	4	469-1368	220	3191	160	2321	20	5
GSH520	Semi-open	5	490-6900	220	3191	140	2031	20	5
	Closed	5	490-6904	220	3191	140	2031	20	5
	Semi-open	5	490-6901	220	3191	140	2031	20	5
	Closed	5	490-6905	220	3191	140	2031	20	5
	Semi-open	5	490-6902	220	3191	140	2031	20	5
	Closed	5	490-6906	220	3191	140	2031	20	5
GSH525	Semi-open	5	466-8408	220	3191	160	2321	20	5
	Closed	5	473-7062	220	3191	160	2321	20	5
	Semi-open	5	462-3810	220	3191	160	2321	20	5
	Closed	5	473-7063	220	3191	160	2321	20	5
	Semi-open	5	466-8409	220	3191	160	2321	20	5
	Closed	5	473-7064	220	3191	160	2321	20	5
GSM50	Open	5	319-2054	180	2611	180	2611	40	11
	Semi-open	5	333-3159	180	2611	180	2611	40	11
	Closed	5	319-2055	180	2611	180	2611	40	11
	Open	5	319-2056	180	2611	180	2611	40	11
	Semi-open	5	333-3160	180	2611	180	2611	40	11
	Closed	5	319-2057	180	2611	180	2611	40	11
	Open	5	319-2058	180	2611	180	2611	40	11
	Semi-open	5	319-2059	180	2611	180	2611	40	11
	Closed	5	319-2060	180	2611	180	2611	40	11

*(continued on next page)*

# Orange Peel Grapples Technical Specifications

## Hydraulic Specifications *(continued)*

Model (nomenclature)	Shell Type	Tine Count	Part Number	Hydraulic Rotation					
				Maximum Open/Close Pressure		Recommended Close Pressure		Recommended Open/Close Flow	
				bar	psi	bar	psi	L/min	gpm
GSM60	Open	5	333-3169	180	2611	180	2611	40	11
	Semi-open	5	333-3170	180	2611	180	2611	40	11
GSV520 GC	Semi-open	5	503-8098	220	3191	190	2756	25	7
	Closed	5	527-4118	220	3191	190	2756	25	7
	Semi-open	5	503-8099	220	3191	190	2756	25	7
	Closed	5	527-4119	220	3191	190	2756	25	7
	Semi-open	5	503-8100	220	3191	190	2756	25	7
	Closed	5	527-4120	220	3191	190	2756	25	7
	Semi-open	5	527-4117	220	3191	190	2756	25	7
	Closed	5	527-4121	220	3191	190	2756	25	7
GSV520	Semi-open	5	519-1253	220	3191	140	2031	20	5
	Closed	5	490-1054	220	3191	140	2031	20	5
	Semi-open	5	490-1051	220	3191	140	2031	20	5
	Closed	5	490-1055	220	3191	140	2031	20	5
	Semi-open	5	490-1052	220	3191	140	2031	20	5
	Closed	5	490-1056	220	3191	140	2031	20	5
	Semi-open	5	490-1053	220	3191	140	2031	20	5
	Closed	5	490-1057	220	3191	140	2031	20	5
GSV525	Semi-open	5	528-3846	220	3191	160	2321	20	5
	Closed	5	528-3847	220	3191	160	2321	20	5
	Semi-open	5	467-0352	220	3191	160	2321	20	5
	Closed	5	473-7065	220	3191	160	2321	20	5
	Semi-open	5	467-0353	220	3191	160	2321	20	5
	Closed	5	473-7067	220	3191	160	2321	20	5
	Semi-open	5	458-0776	220	3191	160	2321	20	5
	Closed	5	473-7068	220	3191	160	2321	20	5

# Orange Peel Grapples Technical Specifications

## Matching – Tracked Excavators

1800 kg/m<sup>3</sup> (3000 lb/yd<sup>3</sup>)     
  1200 kg/m<sup>3</sup> (2000 lb/yd<sup>3</sup>)     
  600 kg/m<sup>3</sup> (1000 lb/yd<sup>3</sup>)     
  No Match

### 311F

Undercarriage	L
Boom Type	Reach
Stick Length	2.25 m (7'5")
GSV520 GC	400 ○

### 312D2

Undercarriage	L
Boom Type	Reach
Stick Length	2.50 m (8'2")
GSV520 GC	400 ○

### 312E

Undercarriage	L					
Boom Type	Reach			VA		
Stick Length	2.10 m (6'11")	2.50 m (8'2")	2.80 m (9'2")	3.00 m (9'10")	2.10 m (6'11")	2.50 m (8'2")
GSV520 GC	400 ●	○	○	○	●	○
	500 ○	○	○		○	○
	600 ○				○	

### 312F

Boom Type	Reach			VA	
Stick Length	2.10 m (6'11")	2.50 m (8'2")	2.80 m (9'2")	2.10 m (6'11")	2.50 m (8'2")
GSV520 GC	400 ●	○	○	○	○
	500 ○				

### 313D2

Undercarriage	L
Boom Type	Reach HD
Stick Length	2.50 m HD (8'2")
GSV520 GC	400 ○

### 313F GC

Undercarriage	L	L with Blade	
Boom Type	Reach	Reach	
Stick Length	2.50 m (8'2")	2.50 m (8'2")	3.00 m (9'10")
GSV520 GC	400 ○	●	○
	500 ○	○	

### 314E CR

Undercarriage	L							
Counterweight	3.06 mt			3.56 mt				
Boom Type	Reach			Reach			VA	
Stick Length	2.10 m (6'11")	2.50 m (8'2")	3.00 m (9'10")	2.10 m (6'11")	2.50 m (8'2")	3.00 m (9'10")	2.10 m (6'11")	2.50 m (8'2")
GSV520 GC	400 ●	○	○	●	●	○	●	○
	500 ○	○		●	○	○	○	○
	600 ○			○	○		○	
	1250			◇				

(continued on next page)

# Orange Peel Grapples Technical Specifications

## Matching – Tracked Excavators *(continued)*

1800 kg/m<sup>3</sup> (3000 lb/yd<sup>3</sup>)     
  1200 kg/m<sup>3</sup> (2000 lb/yd<sup>3</sup>)     
  600 kg/m<sup>3</sup> (1000 lb/yd<sup>3</sup>)     
  No Match

### 314F

Undercarriage		L			
Boom Type		Reach			VA
Stick Length		2.10 m (6'11")	2.50 m (8'2")	3.00 m (9'10")	2.50 m (8'2")
GSV520 GC	400	○	○	○	○
	500		○		○

### 315F CR

Undercarriage		L	
Boom Type		Reach	VA
Stick Length		2.50 m (8'2")	2.10 m (6'11")
GSV520 GC	400	○	○
	500	○	○

### 316E

Undercarriage		L					
Boom Type		Reach				VA	
Stick Length		2.25 m (7'5")	2.60 m (8'6")	2.90 m (9'6")	3.10 m (10'2")	2.25 m (7'5")	2.60 m (8'6")
GSH15B-4	600	○	○	○		○	○
	800	○					
GSH15B-5	400	●	○	○		○	○
	500	○	○			○	
GSH420	600	●	●	○	○	●	○
	750	○	○			○	○
GSH520	500	●	○	○		○	
	600	○	○				
GSV520	400	●	●	●	○	●	●
	500	●	●	○	○	○	○
	600	○	○	○		○	
	750	○					
	1250	◇					
GSV520 GC	400	●	●	●	●	●	●
	500	●	●	○	○	●	○
	600	●	○	○		○	○
	750	○	○				
	1250	◇	◇				

*(continued on next page)*

# Orange Peel Grapples Technical Specifications

## Matching – Tracked Excavators *(continued)*

1800 kg/m<sup>3</sup> (3000 lb/yd<sup>3</sup>)     
  1200 kg/m<sup>3</sup> (2000 lb/yd<sup>3</sup>)     
  600 kg/m<sup>3</sup> (1000 lb/yd<sup>3</sup>)     
  No Match

### 316F

Undercarriage		L					
Boom Type		Reach				VA	
Stick Length		2.25 m (7'5")	2.60 m (8'6")	2.90 m (9'6")	3.10 m (10'2")	2.25 m (7'5")	2.60 m (8'6")
GSH15B-4	600	○	○	○	○	○	
	800	○					
GSH15B-5	400	●	●	○	○	○	○
	500	○	○	○		○	
	600	○	○				
GSH420	500	●	●	○	○	○	○
	600	○	○	○	○	○	○
	750	○	○				
GSH520	500	○	○	○		○	
	600	○	○				
GSV520	400	●	●	●		●	○
	500	●	○	○		○	○
	600	○	○			○	
	1250	◇					
GSV520 GC	400	●	●	●		●	●
	500	●	○	○		○	○
	600	○	○	○		○	
	750	○					
	1250	◇					

### 318D2

Undercarriage		L
Boom Type		Reach
Stick Length		2.60 m (8'6")
GSH15B-4	600	○
	400	○
GSH15B-5	500	○
	500	●
GSH420	600	○
	750	○
GSH520	500	○
	600	○
GSV520	400	●
	500	●
	600	○
GSV520 GC	400	●
	500	●
	600	○
	750	○
1250	◇	

*(continued on next page)*



# Orange Peel Grapples Technical Specifications

## Matching – Tracked Excavators *(continued)*

1800 kg/m<sup>3</sup> (3000 lb/yd<sup>3</sup>)     
  1200 kg/m<sup>3</sup> (2000 lb/yd<sup>3</sup>)     
  600 kg/m<sup>3</sup> (1000 lb/yd<sup>3</sup>)     
  No Match

### 318E

Undercarriage		L						
Boom Type		Reach				VA		
Stick Length		2.25 m (7'5")	2.50 m (8'2")	2.60 m (8'6")	2.90 m (9'6")	3.10 m (10'2")	2.25 m (7'5")	2.60 m (8'6")
GSH15B-4	600	●	○	●	●	○	●	●
	800	○		○	○	○	○	○
GSH15B-5	400	●	●	●	●	●	●	●
	500	●	○	●	○	○	●	○
	600	●		○	○	○	○	○
	800	○		○				
GSH420	500	●	●	●	●	●	●	●
	600	●	○	●	●	●	●	●
	750	●	○	○	○	○	○	○
GSH520	500	●	○	●	●	○	●	●
	600	●	○	●	○	○	●	○
	750	○		○	○		○	
GSV520	400	●	●	●	●		●	●
	500	●	●	●	●		●	●
	600	●	○	●	○		●	○
	750	○		○	○		○	○
	1250	◇		◇	◇		◇	◇
GSV520 GC	400	●	●	●	●		●	●
	500	●	●	●	●		●	●
	600	●	○	●	●		●	●
	750	●	○	○	○		○	○
	1250	◇	◇	◇	◇		◇	◇

*(continued on next page)*

# Orange Peel Grapples Technical Specifications

## Matching – Tracked Excavators *(continued)*

1800 kg/m<sup>3</sup> (3000 lb/yd<sup>3</sup>)     
  1200 kg/m<sup>3</sup> (2000 lb/yd<sup>3</sup>)     
  600 kg/m<sup>3</sup> (1000 lb/yd<sup>3</sup>)     
  No Match

### 318F

Undercarriage		L					
Boom Type		Reach				VA	
Stick Length		2.25 m (7'5")	2.60 m (8'6")	2.90 m (9'6")	3.10 m (10'2")	2.25 m (7'5")	2.60 m (8'6")
GSH15B-4	600	●	●	●	○	●	○
	800	○	○	○		○	○
GSH15B-5	400	●	●	●	●	●	●
	500	●	●	●	○	●	○
	600	●	○	○		○	○
	800	○					
GSH420	500	●	●	●	●	●	●
	600	●	●	●	○	●	○
	750	○	○	○	○	○	○
GSH520	500	●	●	●	○	●	○
	600	●	○	○	○	○	○
	750	○		○		○	
GSV520	400	●	●	●	●	●	●
	500	●	●	●	○	●	●
	600	●	○	○	○	●	○
	750	○	○			○	
	1250	◇	◇			◇	
GSV520 GC	400	●	●	●	●	●	●
	500	●	●	●	○	●	●
	600	●	○	○	○	●	○
	750	○	○	○		○	○
	1250	◇	◇	◇		◇	◇

*(continued on next page)*

# Orange Peel Grapples Technical Specifications

## Matching – Tracked Excavators *(continued)*

1800 kg/m<sup>3</sup> (3000 lb/yd<sup>3</sup>)     
  1200 kg/m<sup>3</sup> (2000 lb/yd<sup>3</sup>)     
  600 kg/m<sup>3</sup> (1000 lb/yd<sup>3</sup>)     
  No Match

### 320D

Undercarriage		—				L		
Boom Type		Reach		Reach HD	ME	Reach		
Stick Length		2.50 m (8'2")	2.92 m (9'7")	2.50 m HD (8'2")	2.40 m (7'10")	2.50 m (8'2")	2.92 m HD (9'7")	2.92 m (9'7")
GSH425	750	○	○	○	●	●	○	●
	950				○	○	○	○
	1150					○		
GSH525	750				○	○	○	○
	950					○		
	1150							
GSV525	750	○			○	●	○	○
	950				○	○		
	1150							

### 320D *(continued)*

Undercarriage		L			LN	
Boom Type		Reach HD		ME	Reach	
Stick Length		2.50 m HD (8'2")	2.92 m HD (9'7")	2.40 m (7'10")	2.50 m (8'2")	2.92 m (9'7")
GSH425	750	●	○	●	○	○
	950	○	○	●	○	
	1150			○		
GSH525	750	○	○	●	○	
	950			○		
	1150			○		
GSV525	750			●	○	
	950			○		
	1150			○		

### 320D RR

Undercarriage		L							
Counterweight		6.5 mt				7.1 mt			
Boom Type		Reach				Reach			
Stick Length		2.50 m (8'2")	2.50 m HD (8'2")	2.92 m HD (9'7")	2.92 m (9'7")	2.50 m (8'2")	2.50 m HD (8'2")	2.92 m HD (9'7")	2.92 m (9'7")
GSH425	750	●	●	●	●	●	●	●	●
	950	●	●	○	○	●	●	●	●
	1150	○	○	○	○	●	○	○	○
GSH525	750	●	●	○	●	●	●	●	●
	950	○	○	○	○	●	●	○	○
	1150	○	○			○	○	○	○
GSV525	750			○	●				
	950			○	○				

*(continued on next page)*

# Orange Peel Grapples Technical Specifications

## Matching – Tracked Excavators *(continued)*

1800 kg/m<sup>3</sup> (3000 lb/yd<sup>3</sup>)     
  1200 kg/m<sup>3</sup> (2000 lb/yd<sup>3</sup>)     
  600 kg/m<sup>3</sup> (1000 lb/yd<sup>3</sup>)     
  No Match

### 320D2

Undercarriage	L	
Boom Type	Reach HD	
Stick Length	2.50 m HD (8'2")	2.92 m HD (9'7")
GSH15B-4	600	●
	800	○
GSH15B-5	400	●
	500	●
	600	●
	800	○
GSH420	500	●
	600	●
	750	●
GSH425	750	○
	950	○
GSH520	500	●
	600	●
	750	○
GSV520	400	●
	500	●
	600	●
	750	○
	1250	◇
GSV520 GC	400	●
	500	●
	600	●
	750	○
GSV525	1250	◇
	600	○
	750	○

*(continued on next page)*

# Orange Peel Grapples Technical Specifications

## Matching – Tracked Excavators *(continued)*

1800 kg/m<sup>3</sup> (3000 lb/yd<sup>3</sup>)     
  1200 kg/m<sup>3</sup> (2000 lb/yd<sup>3</sup>)     
  600 kg/m<sup>3</sup> (1000 lb/yd<sup>3</sup>)     
  No Match

### 320D2 GC

Boom Type	Stick Length	Reach	
		2.50 m (8'2")	2.92 m (9'7")
GSH15B-4	600	●	●
	800	○	○
GSH15B-5	400	●	●
	500	●	○
	600	○	○
GSH420	500	●	●
	600	●	●
	750	○	○
GSH520	500	●	●
	600	●	○
	750	○	
GSV520	400	●	●
	500	●	●
	600	●	○
	750	○	○
	1250	◇	◇
GSV520 GC	400	●	●
	500	●	●
	600	●	●
	750	○	○
	1250	◇	◇

*(continued on next page)*

# Orange Peel Grapples Technical Specifications

## Matching – Tracked Excavators *(continued)*

1800 kg/m<sup>3</sup> (3000 lb/yd<sup>3</sup>)     
  1200 kg/m<sup>3</sup> (2000 lb/yd<sup>3</sup>)     
  600 kg/m<sup>3</sup> (1000 lb/yd<sup>3</sup>)     
  No Match

### 320E

Undercarriage		L							
Boom Type		Reach		Reach HD		Reach ES		VA	
Stick Length		2.50 m (8'2")	2.92 m (9'7")	2.92 m ES (9'7")	3.86 m HD (12'8")	2.92 m ES (9'7")	3.86 m HD (12'8")	2.50 m (8'2")	2.50 m HD (8'2")
GSH15B-4	600	●	●	●	●	●	●	●	●
	800	●	●	●	○	●	○	●	○
GSH15B-5	400	●	●	●	●	●	●	●	●
	500	●	●	●	●	●	○	●	●
	600	●	●	●	●	●	○	●	●
	800	●	○	●	○	○		○	○
GSH420	500	●	●	●	●	●	●	●	●
	600	●	●	●	●	●	●	●	●
	750	●	●	●	●	●	○	●	●
GSH425	750	●	○	●	○	○		●	○
	950	○	○	●				○	
	1150			○					
GSH520	500	●	●	●	●	●	●	●	●
	600	●	●	●	●	●	○	●	●
	750	●	●	●	○	○		●	○
GSH525	750	○	○	●				○	
	950			○					
	1150			○					
GSV520	400	●	●					●	●
	500	●	●					●	●
	600	●	●					●	●
	750	●	●					●	●
	1250	◇	◇					◇	◇
GSV520 GC	400	●	●					●	●
	500	●	●					●	●
	600	●	●					●	●
	750	●	●					●	●
	1250	◇	◇					◇	◇
GSV525	600	●	○					●	○
	750	○	○					○	
	1550	◇						◇	

*(continued on next page)*

# Orange Peel Grapples Technical Specifications

## Matching – Tracked Excavators *(continued)*

1800 kg/m<sup>3</sup> (3000 lb/yd<sup>3</sup>)     
  1200 kg/m<sup>3</sup> (2000 lb/yd<sup>3</sup>)     
  600 kg/m<sup>3</sup> (1000 lb/yd<sup>3</sup>)     
  No Match

### 320E *(continued)*

Undercarriage	LN			
	Boom Type	Reach HD		VA
		Stick Length	1.90 m (6'3")	2.50 m HD (8'2")
GSH15B-4	600		●	●
	800		○	○
GSH15B-5	400		●	●
	500		●	○
	600		●	○
	800		○	
GSH420	500		●	●
	600		●	●
	750		●	○
GSH425	750	○	○	
	950	○		
	1150			
GSH520	500		●	●
	600		●	○
	750		○	
GSH525	750	○		
	950			
	1150			
GSV520	400		●	●
	500		●	●
	600		●	○
	750		○	○
	1250		◇	◇
GSV520 GC	400		●	●
	500		●	●
	600		●	●
	750		●	○
	1250		◇	◇
GSV525	600	●	○	
	750	○		
	1550			

*(continued on next page)*

# Orange Peel Grapples Technical Specifications

## Matching – Tracked Excavators *(continued)*

1800 kg/m<sup>3</sup> (3000 lb/yd<sup>3</sup>)     
  1200 kg/m<sup>3</sup> (2000 lb/yd<sup>3</sup>)     
  600 kg/m<sup>3</sup> (1000 lb/yd<sup>3</sup>)     
  No Match

### 320E RR

Undercarriage		L					
Counterweight		6.2 mt			6.9 mt		
Boom Type		Reach	Reach HD	Reach ES	Reach	Reach HD	Reach ES
Stick Length		2.92 m HD (9'7")	2.92 m HD (9'7")	2.92 m ES (9'7")	2.92 m HD (9'7")	2.92 m HD (9'7")	2.92 m ES (9'7")
GSH15B-4	600	●	●	●	●	●	●
	800	●	●	●	●	●	●
GSH15B-5	400	●	●	●	●	●	●
	500	●	●	●	●	●	●
	600	●	●	●	●	●	●
GSH420	800	●	●	●	●	●	●
	500	●	●	●	●	●	●
	600	●	●	●	●	●	●
GSH425	750	●	●	●	●	●	●
	950	○	●	○	●	●	●
	1150	○	○	○	○	○	○
GSH520	500	●	●	●	●	●	●
	600	●	●	●	●	●	●
	750	●	●	●	●	●	●
GSH525	750	●	●	○	●	●	●
	950	○	○	○	○	○	○
	1150				○	○	
GSV520	400	●		●	●		●
	500	●		●	●		●
	600	●		●	●		●
	750	●		●	●		●
	1250	◇		◇	◇		◇
GSV520 GC	400	●		●	●		●
	500	●		●	●		●
	600	●		●	●		●
	750	●		●	●		●
	1250	◇		◇	◇		◇
GSV525	600	●		●	●		●
	750	●		○	●		●
	950	○			○		○
	1150				○		
	1550	◇		◇	◇		◇

*(continued on next page)*



# Orange Peel Grapples Technical Specifications

## Matching – Tracked Excavators *(continued)*

1800 kg/m<sup>3</sup> (3000 lb/yd<sup>3</sup>)     
  1200 kg/m<sup>3</sup> (2000 lb/yd<sup>3</sup>)     
  600 kg/m<sup>3</sup> (1000 lb/yd<sup>3</sup>)     
  No Match

### 320F

Undercarriage	Boom Type	—		L			
		Reach	VA	Reach		VA	
Stick Length		2.92 m HD (9'7")	2.92 m HD (9'7")	2.50 m HD (8'2")	2.92 m HD (9'7")	2.50 m HD (8'2")	2.92 m HD (9'7")
GSH15B-4	600	●	○	●	●	●	●
	800	○	○	●	●	●	○
GSH15B-5	400	●	●	●	●	●	●
	500	●	○	●	●	●	●
	600	○	○	●	●	●	●
	800			○	○	○	○
GSH420	500	●	●	●	●	●	●
	600	●	●	●	●	●	●
	750	○	○	●	●	●	●
GSH425	750			○	○	○	○
	950			○			
GSH520	500	●	●	●	●	●	●
	600	○	○	●	●	●	●
	750	○		●	○	○	○
GSH525	750			○			
GSV520	400	●	●	●	●	●	●
	500	●	●	●	●	●	●
	600	●	○	●	●	●	●
	750	○	○	●	●	●	○
	1250	◇	◇	◇	◇	◇	◇
GSV520 GC	400	●	●	●	●	●	●
	500	●	●	●	●	●	●
	600	●	○	●	●	●	●
	750	○	○	●	●	●	○
	1250	◇	◇	◇	◇	◇	◇
GSV525	600			●	○	○	○
	750			○	○	○	

*(continued on next page)*

# Orange Peel Grapples Technical Specifications

## Matching – Tracked Excavators *(continued)*

1800 kg/m<sup>3</sup> (3000 lb/yd<sup>3</sup>)     
  1200 kg/m<sup>3</sup> (2000 lb/yd<sup>3</sup>)     
  600 kg/m<sup>3</sup> (1000 lb/yd<sup>3</sup>)     
  No Match

320		L							
Undercarriage									
Counterweight	3.7 mt				4.2 mt				
Boom Type	Reach HD		Reach		Reach HD		VA		
Stick Length	2.50 m HD (8'2")	2.92 m HD (9'7")	2.50 m (8'2")	2.92 m (9'7")	2.50 m HD (8'2")	2.92 m HD (9'7")	2.50 m (8'2")	2.92 m (9'7")	
GSH15B-4	600	●	●	●	●	●	●	●	
	800	●	○	●	●	●	●	○	
GSH15B-5	400	●	●	●	●	●	●	●	
	500	●	●	●	●	●	●	●	
	600	●	●	●	●	●	●	○	
	800	○	○	●	○	○	○	○	
GSH420	500	●	●	●	●	●	●	●	
	600	●	●	●	●	●	●	●	
	750	●	●	●	●	●	●	○	
GSH425	750	○	○	●	○	●	○	○	
	950			○	○	○	○		
	1150			○					
GSH520	500	●	●	●	●	●	●	●	
	600	●	●	●	●	●	●	●	
	750	○	○	●	●	●	○	○	
GSH525	750			○	○	○			
GSV520	400	●	●	●	●	●	●	●	
	500	●	●	●	●	●	●	●	
	600	●	●	●	●	●	●	●	
	750	●	○	●	●	●	●	○	
	1250	◇	◇	◇	◇	◇	◇	◇	
GSV520 GC	400	●	●	●	●	●	●	●	
	500	●	●	●	●	●	●	●	
	600	●	●	●	●	●	●	●	
	750	●	○	●	●	●	●	○	
	1250	◇	◇	◇	◇	◇	◇	◇	
GSV525	600	○	○	●	●	●	○	○	
	750	○		○	○	○	○		
	950			○					
	1550			◇		◇			

*(continued on next page)*

# Orange Peel Grapples Technical Specifications

## Matching – Tracked Excavators *(continued)*

1800 kg/m<sup>3</sup> (3000 lb/yd<sup>3</sup>)     
  1200 kg/m<sup>3</sup> (2000 lb/yd<sup>3</sup>)     
  600 kg/m<sup>3</sup> (1000 lb/yd<sup>3</sup>)     
  No Match

### 321D CR

Undercarriage	L		
Boom Type	Reach		
Stick Length	2.50 m (8'2")	2.92 m (9'7")	2.92 m HD (9'7")
GSH425	750	●	●
	950	○	○
	1150	○	
GSH525	750	○	○
	950	○	
GSV525	750	○	

### 323D

Undercarriage	—				L			
Boom Type	Reach			ME	Reach			Reach HD
Stick Length	1.90 m (6'3")	2.50 m HD (8'2")	2.92 m HD (9'7")	2.40 m (7'10")	1.90 m (6'3")	2.50 m HD (8'2")	2.92 m HD (9'7")	2.50 m HD (8'2")
GSH425	750	●	○	○	●	●	●	●
	950	○	○		○	●	○	○
	1150	○			○	○	○	○
GSH525	750	○	○		●	●	●	○
	950	○			○	○	○	○
	1150					○		
GSV525	750	●	○	○	●	●	●	○
	950	○			○	●	○	○
	1150				○	○		

### 323D *(continued)*

Undercarriage	L		LN			
Boom Type	ME		Reach			ME
Stick Length	1.90 m (6'3")	2.40 m (7'10")	1.90 m (6'3")	2.50 m HD (8'2")	2.92 m HD (9'7")	1.90 m (6'3")
GSH425	750	●	●	○	○	●
	950	●	●	○	○	●
	1150	●	●			○
GSH525	750	●	●	○		●
	950	●	●			○
	1150	●	○			○
GSV525	750	●	●	○	○	●
	950	●	●	○		○
	1150	●	○			○

*(continued on next page)*

# Orange Peel Grapples Technical Specifications

## Matching – Tracked Excavators *(continued)*

1800 kg/m<sup>3</sup> (3000 lb/yd<sup>3</sup>)     
  1200 kg/m<sup>3</sup> (2000 lb/yd<sup>3</sup>)     
  600 kg/m<sup>3</sup> (1000 lb/yd<sup>3</sup>)     
  No Match

### 323D *(continued)*

Undercarriage		SA		
Boom Type		Reach		
Stick Length		1.90 m (6'3")	2.50 m HD (8'2")	2.92 m HD (9'7")
GSH425	750	●	○	○
	950	○	○	
	1150	○		
GSH525	750	○	○	
	950	○		
	1150			
GSV525	750	●	○	
	950	○		
	1150			

### 323D2

Undercarriage		L		
Boom Type		Reach HD		ME
Stick Length		2.50 m HD (8'2")	2.92 m HD (9'7")	2.40 m (7'10")
GSH15B-4	600	●	●	
	800	●	●	
GSH15B-5	400	●	●	
	500	●	●	
	600	●	●	
	800	○	○	
	500	●	●	
GSH420	600	●	●	
	750	●	●	
	750	●	○	●
GSH425	950	○	○	●
	1150			○
	500	●	●	
GSH520	600	●	●	
	750	●	○	
	750	○		●
GSH525	950			●
	1150			○
	400	●	●	
GSV520	500	●	●	
	600	●	●	
	750	●	●	
	1250	◇	◇	
	600	●	○	●
GSV525	750	○	○	●
	950			●
	1150			○
	1550	◇		◇

*(continued on next page)*

# Orange Peel Grapples Technical Specifications

## Matching – Tracked Excavators *(continued)*

1800 kg/m<sup>3</sup> (3000 lb/yd<sup>3</sup>)     
  1200 kg/m<sup>3</sup> (2000 lb/yd<sup>3</sup>)     
  600 kg/m<sup>3</sup> (1000 lb/yd<sup>3</sup>)     
  No Match

### 323E

Undercarriage	Boom Type	L				LN			
		Reach HD		Reach ES	VA		Reach HD		
Stick Length		2.50 m ES (8'2")	2.92 m ES (9'7")	2.92 m ES (9'7")	2.50 m HD (8'2")	2.92 m ES (9'7")	1.90 m HD (6'3")	2.50 m ES (8'2")	2.92 m ES (9'7")
GSH15B-4	600	●	●	●	●	●		●	●
	800	●	●	●	●	●		●	●
GSH15B-5	400	●	●	●	●	●		●	●
	500	●	●	●	●	●		●	●
	600	●	●	●	●	●		●	●
	800	●	●	●	●	○		○	○
GSH420	500	●	●	●	●	●		●	●
	600	●	●	●	●	●		●	●
	750	●	●	●	●	●		●	●
GSH425	750	●	●	●	●	○	●	○	○
	950	●	○	○	○	○	○	○	
	1150	○	○		○		○		
GSH520	500	●	●	●	●	●		●	●
	600	●	●	●	●	●		●	●
	750	●	●	●	●	●		●	○
GSH525	750	●	○	○	○	○	○	○	
	950	○	○		○		○		
GSV520	400	●	●	●	●	●		●	●
	500	●	●	●	●	●		●	●
	600	●	●	●	●	●		●	●
	750	●	●	●	●	●		●	●
	1250	◇	◇	◇	◇	◇		◇	◇
GSV520 GC	400	●	●	●	●	●		●	●
	500	●	●	●	●	●		●	●
	600	●	●	●	●	●		●	●
	750	●	●	●	●	●		●	●
GSV525	600	●	●	●	●	○	●	●	○
	750	●	○	○	○	○	●	○	○
	950	○	○	○	○		○		
	1150	○							
	1550	◇	◇	◇	◇		◇	◇	

*(continued on next page)*

# Orange Peel Grapples Technical Specifications

## Matching – Tracked Excavators *(continued)*

1800 kg/m<sup>3</sup> (3000 lb/yd<sup>3</sup>)     
  1200 kg/m<sup>3</sup> (2000 lb/yd<sup>3</sup>)     
  600 kg/m<sup>3</sup> (1000 lb/yd<sup>3</sup>)     
  No Match

### 323E *(continued)*

Undercarriage		LN		SA				
		Reach ES	VA	Reach HD		Reach ES	VA	
Stick Length		2.50 m ES (8'2")	2.50 m ES (8'2")	1.90 m HD (6'3")	2.50 m ES (8'2")	2.92 m ES (9'7")	2.50 m ES (8'2")	2.50 m ES (8'2")
GSH15B-4	600	●	●		●	●	●	●
	800	●	○		●	●	●	●
GSH15B-5	400	●	●		●	●	●	●
	500	●	●		●	●	●	●
	600	●	●		●	●	●	●
GSH420	800	○	○		●	○	○	○
	500	●	●		●	●	●	●
	600	●	●		●	●	●	●
GSH425	750	●	●		●	●	●	●
	750	○	○	●	●	○	○	○
	950			○	○		○	
GSH520	1150			○				
	500	●	●		●	●	●	●
	600	●	●		●	●	●	●
GSH525	750	○	○		●	●	●	○
	750			●	○		○	
	950			○				
GSV520	400	●	●		●	●	●	●
	500	●	●		●	●	●	●
	600	●	●		●	●	●	●
	750	●	○		●	●	●	●
GSV520 GC	1250	◇	◇		◇	◇	◇	◇
	400	●	●		●	●	●	●
	500	●	●		●	●	●	●
	600	●	●		●	●	●	●
	750	●	●		●	●	●	●
GSV525	600	○	○	●	●	○	●	○
	750	○		●	○	○	○	
	950			○	○			
	1150			○				
	1550			◇	◇			

*(continued on next page)*

# Orange Peel Grapples Technical Specifications

## Matching – Tracked Excavators *(continued)*

1800 kg/m<sup>3</sup> (3000 lb/yd<sup>3</sup>)     
  1200 kg/m<sup>3</sup> (2000 lb/yd<sup>3</sup>)     
  600 kg/m<sup>3</sup> (1000 lb/yd<sup>3</sup>)     
  No Match

### 323F

Undercarriage		L							
Counterweight		5.35 mt				—			
Boom Type		Reach		VA		Reach		Reach HD	
Stick Length		2.50 m HD (8'2")	2.92 m HD (9'7")	2.50 m HD (8'2")	2.92 m HD (9'7")	2.50 m HD (8'2")	2.92 m HD (9'7")	2.92 m HD (9'7")	2.92 m HD-TR (9'7")
GSH15B-4	600	●	●	●	●	●	●	●	●
	800	●	●	●	●	●	●	●	●
GSH15B-5	400	●	●	●	●	●	●	●	●
	500	●	●	●	●	●	●	●	●
	600	●	●	●	●	●	●	●	●
	800	●	●	●	●	●	●	●	●
GSH420	500	●	●	●	●	●	●	●	●
	600	●	●	●	●	●	●	●	●
	750	●	●	●	●	●	●	●	●
GSH425	750	●	●	●	●	●	●	●	●
	950	●	●	●	●	○	○	●	●
	1150	●	○	○	○	○	○	○	○
GSH520	500	●	●	●	●	●	●	●	●
	600	●	●	●	●	●	●	●	●
	750	●	●	●	●	●	●	●	●
GSH525	750	●	●	●	●	●	○	●	●
	950	●	○	○	○	○	○	●	○
	1150	○	○	○				○	○
GSV520	400	●	●	●	●	●	●		
	500	●	●	●	●	●	●		
	600	●	●	●	●	●	●		
	750	●	●	●	●	●	●		
	1250	◇	◇	◇	◇	◇	◇		
GSV525	600	●	●	●	●	●	●		
	750	●	●	●	●	●	○		
	950	●	●	●	○	○	○		
	1150	○	○	○	○	○			
	1550	◇	◇	◇	◇	◇	◇		

*(continued on next page)*

# Orange Peel Grapples Technical Specifications

## Matching – Tracked Excavators *(continued)*

1800 kg/m<sup>3</sup> (3000 lb/yd<sup>3</sup>)     
  1200 kg/m<sup>3</sup> (2000 lb/yd<sup>3</sup>)     
  600 kg/m<sup>3</sup> (1000 lb/yd<sup>3</sup>)     
  No Match

### 323F *(continued)*

Undercarriage		L			LN			
Counterweight		—			—			
Boom Type		Reach HD	VA		Reach		VA	
Stick Length		3.86 m HD (12'8")	2.50 m HD (8'2")	2.92 m HD (9'7")	2.50 m HD (8'2")	2.92 m HD (9'7")	2.50 m HD (8'2")	2.92 m HD (9'7")
GSH15B-4	600	●	●	●	●	●	●	○
	800	○	●	●	●	○	○	○
GSH15B-5	400	●	●	●	●	●	●	●
	500	●	●	●	●	●	●	○
	600	●	●	●	●	●	○	○
	800	○	●	○	○	○		
GSH420	500	●	●	●	●	●	●	●
	600	●	●	●	●	●	●	●
	750	●	●	●	●	●	○	○
GSH425	750	○	●	○	○	○		
	950		○	○	○			
	1150							
GSH520	500	●	●	●	●	●	●	●
	600	●	●	●	●	●	○	○
	750	○	●	●	●	○	○	
GSH525	750		○	○	○			
	950							
	1150							
GSV520	400		●	●	●	●	●	●
	500		●	●	●	●	●	●
	600		●	●	●	●	●	○
	750		●	●	●	○	○	○
	1250		◇	◇	◇	◇	◇	◇
GSV525	600		●	●	○	○		
	750		○	○	○			
	950		○					
	1150							
	1550		◇					

*(continued on next page)*



# Orange Peel Grapples Technical Specifications

## Matching – Tracked Excavators *(continued)*

1800 kg/m<sup>3</sup> (3000 lb/yd<sup>3</sup>)     
  1200 kg/m<sup>3</sup> (2000 lb/yd<sup>3</sup>)     
  600 kg/m<sup>3</sup> (1000 lb/yd<sup>3</sup>)     
  No Match

323

Undercarriage		L						
Counterweight		4.2 mt						
Boom Type		Reach			Reach HD		VA	
Stick Length		2.50 m (8'2")	2.92 m (9'7")	3.86 m (12'8")	2.50 m HD (8'2")	2.92 m HD (9'7")	2.50 m (8'2")	2.92 m (9'7")
GSH15B-4	600	●	●	●	●	●	●	●
	800	●	●	○	●	●	●	○
GSH15B-5	400	●	●	●	●	●	●	●
	500	●	●	●	●	●	●	●
	600	●	●	○	●	●	●	●
	800	●	●		●	○	○	○
GSH420	500	●	●	●	●	●	●	●
	600	●	●	●	●	●	●	●
	750	●	●	○	●	●	●	●
GSH425	750	●	●		●	○	○	○
	950	○	○		○	○	○	
	1150	○			○			
GSH520	500	●	●	●	●	●	●	●
	600	●	●	○	●	●	●	●
	750	●	●	○	●	●	●	○
GSH525	750	○	○		○	○		
	950	○						
	1150							
GSV520	400	●	●		●	●	●	●
	500	●	●		●	●	●	●
	600	●	●		●	●	●	●
	750	●	●		●	●	●	○
	1250	◇	◇		◇	◇	◇	◇
GSV525	600	●	●		●	●	○	○
	750	●	○		○	○	○	
	950	○	○		○			
	1150							
	1550	◇	◇		◇			

*(continued on next page)*

# Orange Peel Grapples Technical Specifications

## Matching – Tracked Excavators *(continued)*

1800 kg/m<sup>3</sup> (3000 lb/yd<sup>3</sup>)     
  1200 kg/m<sup>3</sup> (2000 lb/yd<sup>3</sup>)     
  600 kg/m<sup>3</sup> (1000 lb/yd<sup>3</sup>)     
  No Match

### 323 *(continued)*

Undercarriage		L					
Counterweight		5.4 mt					
Boom Type		Reach			Reach HD		
Stick Length		2.50 m (8'2")	2.92 m (9'7")	3.86 m (12'8")	2.50 m HD (8'2")	2.92 m HD (9'7")	2.92 m TR (9'7")
GSH15B-4	600	●	●	●	●	●	●
	800	●	●	○	●	●	●
GSH15B-5	400	●	●	●	●	●	●
	500	●	●	●	●	●	●
	600	●	●	●	●	●	●
	800	●	●	○	●	●	●
GSH420	500	●	●	●	●	●	●
	600	●	●	●	●	●	●
	750	●	●	●	●	●	●
GSH425	750	●	●	○	●	●	●
	950	●	●		●	●	●
	1150	●	○		○	○	○
GSH520	500	●	●	●	●	●	●
	600	●	●	●	●	●	●
	750	●	●	○	●	●	●
GSH525	750	●	●		●	●	●
	950	●	○		○	○	○
	1150	○	○		○	○	
GSV520	400	●	●		●	●	
	500	●	●		●	●	
	600	●	●		●	●	
	750	●	●		●	●	
	1250	◇	◇		◇	◇	
GSV525	600	●	●		●	●	
	750	●	●		●	●	
	950	●	○		●	○	
	1150	○	○		○	○	
	1550	◇	◇		◇	◇	

*(continued on next page)*

# Orange Peel Grapples Technical Specifications

## Matching – Tracked Excavators *(continued)*

1800 kg/m<sup>3</sup> (3000 lb/yd<sup>3</sup>)     
  1200 kg/m<sup>3</sup> (2000 lb/yd<sup>3</sup>)     
  600 kg/m<sup>3</sup> (1000 lb/yd<sup>3</sup>)     
  No Match

### 324D

Undercarriage		L				
Boom Type		Reach			ME	
Stick Length		2.50 m (8'2")	2.95 m (9'8")	3.60 m (11'10")	2.00 m (6'7")	2.50 m (8'2")
GSH22B-4	1000	○	○		●	●
	1500				○	○
	2000				○	
GSH22B-5	1000				●	○
	1500				○	
GSH425	750	●	●	●	●	●
	950	●	●	●	●	●
	1150	●	●	○	●	●
GSH440	950	●	●		●	●
	1150	○	○		●	●
	1550	○			○	○
GSH525	750	●	●	●	●	●
	950	●	●	○	●	●
	1150	●	○	○	●	●
GSV525	750	●	●		●	●
	950	●	●		●	●
	1150	●	○		●	●

### 324D *(continued)*

Undercarriage		LN			
Boom Type		Reach		ME	
Stick Length		2.50 m (8'2")	2.95 m (9'8")	2.00 m (6'7")	2.50 m (8'2")
GSH22B-4	1000				
	1500				
	2000				
GSH22B-5	1000				
	1500				
GSH425	750	●	●	●	●
	950	●	●	●	●
	1150	○	○	●	●
GSH440	950	○	○	●	●
	1150	○		●	○
	1550			○	
GSH525	750	●	●	●	●
	950	●	○	●	●
	1150	○	○	●	○
GSV525	750	●	●	●	●
	950	●	○	●	●
	1150	○	○	●	●

*(continued on next page)*

# Orange Peel Grapples Technical Specifications

## Matching – Tracked Excavators *(continued)*

1800 kg/m<sup>3</sup> (3000 lb/yd<sup>3</sup>)     
  1200 kg/m<sup>3</sup> (2000 lb/yd<sup>3</sup>)     
  600 kg/m<sup>3</sup> (1000 lb/yd<sup>3</sup>)     
  No Match

### 324E

Undercarriage		L						
Boom Type		Reach HD		Reach ES		ME	VA	
Stick Length		2.50 m HD (8'2")	2.95 m HD (9'8")	2.50 m ES (8'2")	2.95 m ES (9'8")	2.50 m (8'2")	2.50 m HD (8'2")	2.95 m HD (9'8")
GSH425	750	●	●	●	●		●	●
	950	●	●	●	●		●	●
	1150	●	●	●	●		●	○
GSH440	950	●	●	●	●	●	●	○
	1150	●	●	●	○	●	○	○
	1550	○	○	○		○		
GSH525	750	●	●	●	●		●	●
	950	●	●	●	●		●	●
	1150	●	●	●	○		○	○
GSV525	600	●	●	●	●		●	●
	750	●	●	●	●		●	●
	950	●	●	●	●		●	●
	1150	●	●	●	●		●	○
	1550	◇	◇	◇	◇		◇	◇

### 324E *(continued)*

Undercarriage		LN						
Boom Type		Reach HD		Reach ES		ME	VA	
Stick Length		2.50 m HD (8'2")	2.95 m HD (9'8")	2.50 m ES (8'2")	2.95 m ES (9'8")	2.50 m (8'2")	2.50 m HD (8'2")	2.95 m HD (9'8")
GSH425	750	●	●	●	●		●	●
	950	●	●	●	●		●	●
	1150	●	○	●	○		○	○
GSH440	950	●	○	●	○	●	○	○
	1150	○	○	○	○	●	○	
	1550					○		
GSH525	750	●	●	●	●		●	●
	950	●	●	●	○		○	○
	1150	○	○	○	○		○	○
GSV525	600	●	●	●	●		●	●
	750	●	●	●	●		●	●
	950	●	●	●	●		●	○
	1150	●	○	○	○		○	○
	1550	◇	◇	◇	◇		◇	◇

### 325D MH

Boom Type		MH	
Stick Length		14.10 m (46'3")	15.50 m (50'10")
GSH425	750	●	○
	950	○	
GSH525	750	○	
GSV525	750	○	
	950	○	

*(continued on next page)*

# Orange Peel Grapples Technical Specifications

## Matching – Tracked Excavators *(continued)*

1800 kg/m<sup>3</sup> (3000 lb/yd<sup>3</sup>)     
  1200 kg/m<sup>3</sup> (2000 lb/yd<sup>3</sup>)     
  600 kg/m<sup>3</sup> (1000 lb/yd<sup>3</sup>)     
  No Match

### 325F CR

Undercarriage	L	
	Reach	VA
Stick Length	2.92 m HD (9'7")	2.92 m HD (9'7")
GSH15B-4	600	●
	800	○
GSH15B-5	400	●
	500	●
	600	●
	800	○
GSH420	500	●
	600	●
	750	●
GSH425	750	○
	950	○
GSH520	500	●
	600	●
	750	○
GSH525	750	○
	400	●
	500	●
	600	●
	750	●
GSV525	600	○
	750	○

### 326D2

Undercarriage	L	
	Reach	Reach HD
Stick Length	2.50 m (8'2")	2.95 m HD (9'8")
GSH425	750	●
	950	●
	1150	○
GSH440	950	○
	1150	○
GSH525	750	●
	950	○
	1150	○
GSV525	600	●
	750	●
	950	○
	1150	○
	1550	◇

*(continued on next page)*

# Orange Peel Grapples Technical Specifications

## Matching – Tracked Excavators *(continued)*

1800 kg/m<sup>3</sup> (3000 lb/yd<sup>3</sup>)     
  1200 kg/m<sup>3</sup> (2000 lb/yd<sup>3</sup>)     
  600 kg/m<sup>3</sup> (1000 lb/yd<sup>3</sup>)     
  No Match

### 326F

Undercarriage		L				
Boom Type		Reach HD			VA	
Stick Length		2.50 m HD (8'2")	2.95 m HD (9'8")	3.60 m HD (11'10")	2.50 m HD (8'2")	2.95 m HD (9'8")
GSH425	750	●	●	●	●	●
	950	●	●	○	●	●
	1150	●	○	○	○	○
GSH440	950	●	○		○	○
	1150	○	○		○	
GSH525	750	●	●	○	●	●
	950	●	○	○	○	○
	1150	○	○		○	
GSV525	600	●	●		●	●
	750	●	●		●	●
	950	●	●		●	○
	1150	○	○		○	○
	1550	◇	◇		◇	◇

### 326F *(continued)*

Undercarriage		LN			
Boom Type		Reach HD		VA	
Stick Length		2.50 m HD (8'2")	2.95 m HD (9'8")	2.50 m HD (8'2")	2.95 m HD (9'8")
GSH425	750	●	●	●	●
	950	●	○	○	○
	1150	○	○	○	
GSH440	950	○	○	○	
	1150	○			
GSH525	750	●	●	●	○
	950	○	○	○	
	1150	○			
GSV525	600	●	●	●	●
	750	●	●	●	○
	950	●	○	○	○
	1150	○	○		
	1550	◇	◇	◇	◇

*(continued on next page)*

# Orange Peel Grapples Technical Specifications

## Matching – Tracked Excavators *(continued)*

1800 kg/m<sup>3</sup> (3000 lb/yd<sup>3</sup>)     
  1200 kg/m<sup>3</sup> (2000 lb/yd<sup>3</sup>)     
  600 kg/m<sup>3</sup> (1000 lb/yd<sup>3</sup>)     
  No Match

### 328D CR

Undercarriage		L			
Boom Type		Reach			Reach HD
Stick Length		2.65 m (8'8")	3.20 m (10'6")	3.75 m (12'4")	3.20 m HD (10'6")
GSH425	750	●	●	●	●
	950	●	●	●	●
	1150	●	●	●	●
GSH440	950	●	●	●	●
	1150	●	●	○	○
	1550	○	○		
GSH525	750	●	●	●	●
	950	●	●	●	●
	1150	●	●	○	○
GSV525	750	●	●		●
	950	●	●		●
	1150	●	●		○

### 329D

Undercarriage		L					
Boom Type		Reach				ME	
Stick Length		2.00 m (6'7")	2.65 m (8'8")	3.20 m (10'6")	3.75 m (12'4")	2.50 m (8'2")	3.20 m (10'6")
GSH22B-4	1000	●	●	○		●	●
	1500	○	○			○	○
	2000					○	
GSH22B-5	1000	●	○			●	○
	1500	○				○	
GSH425	750	●	●	●	●	●	●
	950	●	●	●	●	●	●
	1150	●	●	●	○	●	●
GSH440	950	●	●	●	○	●	●
	1150	●	●	○	○	●	●
	1550	○	○			○	○
GSH525	750	●	●	●	●	●	●
	950	●	●	●	○	●	●
	1150	●	●	○	○	●	●
GSV525	750	●	●	●		●	●
	950	●	●	●		●	●
	1150	●	●	●		●	●

*(continued on next page)*

# Orange Peel Grapples Technical Specifications

## Matching – Tracked Excavators *(continued)*

1800 kg/m<sup>3</sup> (3000 lb/yd<sup>3</sup>)     
  1200 kg/m<sup>3</sup> (2000 lb/yd<sup>3</sup>)     
  600 kg/m<sup>3</sup> (1000 lb/yd<sup>3</sup>)     
  No Match

### 329D *(continued)*

Undercarriage		LN				
Boom Type		Reach			ME	
Stick Length		2.00 m (6'7")	2.65 m (8'8")	3.20 m (10'6")	2.50 m (8'2")	3.20 m (10'6")
GSH22B-4	1000	●	○		●	○
	1500	○			○	
	2000					
GSH22B-5	1000	○			○	
	1500					
GSH425	750	●	●	●	●	●
	950	●	●	●	●	●
	1150	●	●	○	●	●
GSH440	950	●	●	○	●	●
	1150	●	○	○	●	○
	1550	○			○	○
GSH525	750	●	●	●	●	●
	950	●	●	○	●	●
	1150	●	○	○	●	●
GSV525	750	●	●	●	●	●
	950	●	●	●	●	●
	1150	●	●	○	●	●

### 329D2

Undercarriage		—				
Boom Type		Reach		Reach HD		ME
Stick Length		2.65 m (8'8")	3.20 m (10'6")	2.65 m HD (8'8")	3.20 m HD (10'6")	2.50 m (8'2")
GSH22B-4	1000	○		○		●
	1500					○
	2000					
GSH22B-5	1000					○
	1500					
GSH425	750	●	●	●	●	●
	950	●	●	●	●	●
	1150	●	○	●	○	●
GSH525	750	●	●	●	●	●
	950	●	○	●	○	●
	1150	○	○	○		●
GSV525	750	●	●	●	●	●
	950	●	○	●	○	●
	1150	○	○	○	○	●

*(continued on next page)*



# Orange Peel Grapples Technical Specifications

## Matching – Tracked Excavators *(continued)*

1800 kg/m<sup>3</sup> (3000 lb/yd<sup>3</sup>)     
  1200 kg/m<sup>3</sup> (2000 lb/yd<sup>3</sup>)     
  600 kg/m<sup>3</sup> (1000 lb/yd<sup>3</sup>)     
  No Match

### 329D2 *(continued)*

Undercarriage		L				
Boom Type		Reach		Reach HD		ME
Stick Length		2.65 m (8'8")	3.20 m (10'6")	2.65 m HD (8'8")	3.20 m HD (10'6")	2.50 m (8'2")
GSH22B-4	1000	●	○	●	○	●
	1500	○		○		○
	2000					○
GSH22B-5	1000	○		○		●
	1500					○
GSH425	750	●	●	●	●	●
	950	●	●	●	●	●
	1150	●	●	●	●	●
GSH525	750	●	●	●	●	●
	950	●	●	●	●	●
	1150	●	●	●	○	●
GSV525	750	●	●	●	●	●
	950	●	●	●	●	●
	1150	●	●	●	○	●

### 329E

Undercarriage		L					
Boom Type		Reach HD			Reach ES		ME
Stick Length		2.65 m HD (8'8")	3.20 m HD (10'6")	3.75 m HD (12'4")	2.65 m ES (8'8")	3.20 m ES (10'6")	2.50 m (8'2")
GSH425	750	●	●	●	●	●	
	950	●	●	●	●	●	
	1150	●	●	●	●	●	
GSH440	950	●	●	●	●	●	●
	1150	●	●	○	●	●	●
	1550	○	○	○	○	○	●
GSH525	750	●	●	●	●	●	
	950	●	●	●	●	●	
	1150	●	●	●	●	●	
GSV525	600	●	●		●	●	
	750	●	●		●	●	
	950	●	●		●	●	
	1150	●	●		●	●	
	1550	◇	◇		◇	◇	

*(continued on next page)*

# Orange Peel Grapples Technical Specifications

## Matching – Tracked Excavators *(continued)*

1800 kg/m<sup>3</sup> (3000 lb/yd<sup>3</sup>)     
  1200 kg/m<sup>3</sup> (2000 lb/yd<sup>3</sup>)     
  600 kg/m<sup>3</sup> (1000 lb/yd<sup>3</sup>)     
  No Match

### 329E *(continued)*

Undercarriage		LN				
Boom Type		Reach HD		Reach ES		ME
Stick Length		2.65 m HD (8'8")	3.20 m HD (10'6")	2.65 m ES (8'8")	3.20 m ES (10'6")	2.50 m (8'2")
GSH425	750	●	●	●	●	
	950	●	●	●	●	
	1150	●	●	●	●	
GSH440	950	●	●	●	●	●
	1150	●	○	●	○	●
	1550	○		○		●
GSH525	750	●	●	●	●	
	950	●	●	●	●	
	1150	●	○	●	○	
GSV525	600	●	●	●	●	
	750	●	●	●	●	
	950	●	●	●	●	
	1150	●	●	●	○	
	1550	◇	◇	◇	◇	

### 329F

Undercarriage		L	
Boom Type		Reach HD	
Stick Length		3.20 m HD (10'6")	3.75 m HD (12'4")
GSH22B-4	1000	●	○
	1500	○	
GSH22B-5	1000	○	
GSH425	750	●	●
	950	●	●
	1150	●	●

### 330D MH

Boom Type		MH	
Stick Length		14.60 m (47'11")	16.60 m (54'6")
GSH22B-4	1000	○	
	750	●	●
GSH425	950	●	●
	1150	●	○
GSH525	750	●	●
	950	●	○
	1150	○	
GSV525	750	●	●
	950	●	○
	1150	●	○

*(continued on next page)*

# Orange Peel Grapples Technical Specifications

## Matching – Tracked Excavators *(continued)*

1800 kg/m<sup>3</sup> (3000 lb/yd<sup>3</sup>)     
  1200 kg/m<sup>3</sup> (2000 lb/yd<sup>3</sup>)     
  600 kg/m<sup>3</sup> (1000 lb/yd<sup>3</sup>)     
  No Match

### 330D2

Undercarriage		L			
Boom Type		Reach	Reach HD		ME
Stick Length		2.65 m (8'8")	2.65 m HD (8'8")	3.20 m HD (10'6")	2.50 m (8'2")
GSH425	750	●	●	●	
	950	●	●	●	
	1150	●	●	○	
GSH440	950	●	●	○	●
	1150	○	○	○	●
	1550	○			○
GSH525	750	●	●	●	
	950	●	●	○	
	1150	●	○	○	
GSV525	600	●	●	●	
	750	●	●	●	
	950	●	●	●	
	1150	●	●	○	
	1550	◇	◇	◇	

### 330F

Undercarriage		L			LN	
Boom Type		Reach HD			Reach HD	
Stick Length		2.65 m HD (8'8")	3.20 m HD (10'6")	3.75 m HD (12'4")	2.65 m HD (8'8")	3.20 m HD (10'6")
GSH425	750	●	●	●	●	●
	950	●	●	●	●	●
	1150	●	●	○	●	○
GSH440	950	●	●	○	●	○
	1150	●	○	○	○	○
	1550	○				
GSH525	750	●	●	●	●	●
	950	●	●	○	●	●
	1150	●	○	○	○	○
GSV525	600	●	●		●	●
	750	●	●		●	●
	950	●	●		●	●
	1150	●	●		●	○
	1550	◇	◇		◇	◇

*(continued on next page)*

# Orange Peel Grapples Technical Specifications

## Matching – Tracked Excavators *(continued)*

1800 kg/m<sup>3</sup> (3000 lb/yd<sup>3</sup>)     
  1200 kg/m<sup>3</sup> (2000 lb/yd<sup>3</sup>)     
  600 kg/m<sup>3</sup> (1000 lb/yd<sup>3</sup>)     
  No Match

### 335F CR

Undercarriage		L	
Boom Type		Reach HD	
Stick Length		2.65 m HD (8'8")	3.75 m HD (12'4")
GSH425	750	●	●
	950	●	●
	1150	●	○
GSH440	950	●	○
	1150	●	○
	1550	○	
GSH525	750	●	●
	950	●	●
	1150	●	○
GSV525	600	●	
	750	●	
	950	●	
	1150	●	
	1550	◇	

### 336D

Undercarriage		L							
Boom Type		Reach			Reach HD			ME	
Stick Length		2.15 m (7'1")	3.20 m (10'6")	3.90 m (12'10")	2.80 m (9'2")	3.20 m (10'6")	3.90 m (12'10")	2.15 m (7'1")	2.55 m (8'4")
GSH22B-4	1000	●	●	○	●	●	○	●	●
	1500	●	○		○	○		●	●
	2000	○			○			○	○
GSH22B-5	1000	●	●	○	●	●	○	●	●
	1500	○	○		○	○		●	○
GSH440	950		●	●	●				
	1150		●	●	●				
	1550		○	○	●				
GSM-50	1000	●			●	○		●	●
	1250	○			○	○		●	○
	1500	○						○	○

*(continued on next page)*

# Orange Peel Grapples Technical Specifications

## Matching – Tracked Excavators *(continued)*

1800 kg/m<sup>3</sup> (3000 lb/yd<sup>3</sup>)     
  1200 kg/m<sup>3</sup> (2000 lb/yd<sup>3</sup>)     
  600 kg/m<sup>3</sup> (1000 lb/yd<sup>3</sup>)     
  No Match

### 336D *(continued)*

Undercarriage		LN					
Boom Type		Reach HD			ME		
Stick Length		2.15 m (7'1")	2.80 m (9'2")	3.20 m (10'6")	3.90 m (12'10")	2.15 m (7'1")	2.55 m (8'4")
GSH22B-4	1000	●	●	●	○	●	●
	1500	○	○	○		●	○
	2000					○	○
GSH22B-5	1000	●	○	○		●	●
	1500	○				○	○
GSH440	950		●	●	○		
	1150		●	●	○		
	1550		○	○			
GSM-50	1000	○	○			●	○
	1250	○				○	○
	1500					○	

### 336D2

Undercarriage		L			
Boom Type		Reach HD		ME	
Stick Length		3.20 m HD (10'6")	3.90 m (12'10")	2.15 m (7'1")	2.55 m (8'4")
GSH22B-4	1000	○	○	●	●
	1500			○	○
	2000			○	
GSH22B-5	1000			●	○
	1500			○	
GSH440	950	●	●		
	1150	○	○		
	1550	○			
GSM-50	1000			●	○
	1250			○	○
	1500			○	

### 336D2 GC

Boom Type		Reach
Stick Length		2.80 m (9'2")
GSH22B-4	1000	○
	950	●
GSH440	1150	○
	1550	○

*(continued on next page)*

# Orange Peel Grapples Technical Specifications

## Matching – Tracked Excavators *(continued)*

1800 kg/m<sup>3</sup> (3000 lb/yd<sup>3</sup>)     
  1200 kg/m<sup>3</sup> (2000 lb/yd<sup>3</sup>)     
  600 kg/m<sup>3</sup> (1000 lb/yd<sup>3</sup>)     
  No Match

### 336E

Undercarriage		L					
Counterweight		6.0 mt					
Boom Type		Reach HD			Reach ES	ME	
Stick Length		2.80 m HD (9'2")	3.20 m HD (10'6")	3.90 m HD (12'10")	3.20 m ES (10'6")	2.15 m (7'1")	2.55 m (8'4")
GSH22B-4	1000	●	●	●	●	●	●
	1500	○	○	○	○	●	●
	2000	○				○	○
GSH22B-5	1000	●	●	○	○	●	●
	1500	○	○			●	○
GSH440	950	●	●	●	●		
	1150	●	●	●	●		
	1550	●	●	○	○		
GSM-50	1000	●	○		○	●	●
	1250	○				●	○
	1500					○	○

### 336E *(continued)*

Undercarriage		L			LN				
Counterweight		7.0 mt			6.0 mt				
Boom Type		Reach ES		ME	Reach HD		Reach ES	ME	
Stick Length		3.20 m ES (10'6")	3.90 m ES (12'10")	2.55 m (8'4")	2.80 m HD (9'2")	3.20 m HD (10'6")	3.20 m ES (10'6")	2.15 m (7'1")	2.55 m (8'4")
GSH22B-4	1000	●	●	●	●	●	○	●	●
	1500	●	○	●	○			●	○
	2000	○		○				○	
GSH22B-5	1000	●	○	●	○	○		●	●
	1500	○		●				○	○
GSH440	950	●	●		●	●	●		
	1150	●	●		●	●	●		
	1550	●	○		○	○	○		
GSM-50	1000				○			●	○
	1250							○	○
	1500							○	

*(continued on next page)*

# Orange Peel Grapples Technical Specifications

## Matching – Tracked Excavators *(continued)*

1800 kg/m<sup>3</sup> (3000 lb/yd<sup>3</sup>)     
  1200 kg/m<sup>3</sup> (2000 lb/yd<sup>3</sup>)     
  600 kg/m<sup>3</sup> (1000 lb/yd<sup>3</sup>)     
  No Match

### 336E H

Undercarriage	L		LN
Boom Type	Reach HD		Reach HD
Stick Length	3.20 m HD (10'6")	3.90 m HD (12'10")	3.20 m HD (10'6")
GSH22B-4	1000	●	●
	1500	○	○
	2000	○	
GSH22B-5	1000	●	○
	1500	○	
GSM-50	1000	○	

### 336F

Undercarriage	L							
Counterweight	6.0 mt			7.0 mt				
Boom Type	Reach HD		Reach HD			Reach ES		ME
Stick Length	3.20 m HD (10'6")	3.90 m HD (12'10")	2.80 m HD (9'2")	3.20 m HD (10'6")	3.90 m HD (12'10")	3.20 m ES (10'6")	3.90 m ES (12'10")	2.55 m (8'4")
GSH22B-4	1000	●	○	●	●	●	●	●
	1500	○		○	○	○	○	●
	2000			○	○		○	○
GSH22B-5	1000	○		●	●	○	●	○
	1500			○	○		○	○
GSH440	950	●	●	●	●	●	●	
	1150	●	●	●	●	●	●	
	1550	○	○	●	●	○	●	○
GSM-50	1000			●	●	○		●
	1250			○	○			●
	1500			○				○

### 336F *(continued)*

Undercarriage	L			LN				
Counterweight	8.45 mt		7.0 mt			8.45 mt		
Boom Type	Straight		Reach HD			ME	Straight	
Stick Length	3.20 m HD (10'6")	3.90 m HD (12'10")	2.80 m HD (9'2")	3.20 m HD (10'6")	3.90 m HD (12'10")	2.55 m (8'4")	3.20 m HD (10'6")	3.90 m HD (12'10")
GSH22B-4	1000	●	●	●	●	○	●	○
	1500	●	○	○	○		○	
	2000	○	○				○	
GSH22B-5	1000	●	●	○	○		●	○
	1500	○	○				○	
GSH440	950	●	●	●	●	●	●	●
	1150	●	●	●	●	○	●	●
	1550	●	●	○	○	○	○	○
GSM-50	1000	●	●	○	○		●	○
	1250	●	○	○			○	
	1500	○					○	

*(continued on next page)*

# Orange Peel Grapples Technical Specifications

## Matching – Tracked Excavators *(continued)*

1800 kg/m<sup>3</sup> (3000 lb/yd<sup>3</sup>)     
  1200 kg/m<sup>3</sup> (2000 lb/yd<sup>3</sup>)     
  600 kg/m<sup>3</sup> (1000 lb/yd<sup>3</sup>)     
  No Match

### 336F XE

Undercarriage		L							
Counterweight		5.05 mt			6.05 mt				
Boom Type		Reach HD			Reach HD		Reach ES		ME
Stick Length		3.20 m HD (10'6")	3.90 m HD (12'10")	2.80 m HD (9'2")	3.20 m HD (10'6")	3.90 m HD (12'10")	3.20 m ES (10'6")	3.90 m ES (12'10")	2.55 m (8'4")
GSH22B-4	1000	●	○	●	●	●	●	●	●
	1500	○		○	○	○	○	○	●
	2000			○	○		○		○
GSH22B-5	1000	○		●	●	○	●	○	●
	1500			○	○		○		○
GSH440	950	●	●	●	●	●	●	●	
	1150	●	●	●	●	●	●	●	
	1550	○	○	●	●	○	●	○	
GSM-50	1000			●	●	○			●
	1250			○	○				●
	1500			○					○

### 336F XE *(continued)*

Undercarriage		LN			
Counterweight		6.05 mt			
Boom Type		Reach HD			ME
Stick Length		2.80 m HD (9'2")	3.20 m HD (10'6")	3.90 m HD (12'10")	2.55 m (8'4")
GSH22B-4	1000	●	●	○	●
	1500	○	○		○
	2000				○
GSH22B-5	1000	○	○		●
	1500				○
GSH440	950	●	●	●	
	1150	●	●	○	
	1550	○	○	○	
GSM-50	1000	○	○		●
	1250	○			○
	1500				○

### 336 GC

Counterweight		6.8 mt		
Boom Type		Reach		
Stick Length		2.80 m (9'2")	3.20 m (10'6")	3.90 m (12'10")
GSH22B-4	1000	○	○	●
	1500	●	●	
GSH22B-5	1000	●	●	
	950	○	○	○
GSH440	1150	○	○	●
	1550	●	●	
GSM-50	1000	●	●	

*(continued on next page)*



# Orange Peel Grapples Technical Specifications

## Matching – Tracked Excavators *(continued)*

1800 kg/m<sup>3</sup> (3000 lb/yd<sup>3</sup>)     
  1200 kg/m<sup>3</sup> (2000 lb/yd<sup>3</sup>)     
  600 kg/m<sup>3</sup> (1000 lb/yd<sup>3</sup>)     
  No Match

### 336

Undercarriage		L			
Counterweight		6.8 mt			
Boom Type		Reach		Reach HD	ME
Stick Length		3.20 m (10'6")	3.90 m (12'10")	3.20 m HD (10'6")	2.55 m (8'4")
GSH22B-4	1000	●	○	●	●
	1500	○		○	○
	2000				○
GSH22B-5	1000	○		○	●
	1500				○
GSH440	950	●	●	●	
	1150	●	●	●	
	1550	○	○	○	
GSM-50	1000			○	●
	1250				○
	1500				○

### 336 *(continued)*

Undercarriage		L					
Counterweight		7.5 mt					
Boom Type		Reach			Reach HD		ME
Stick Length		2.80 m (9'2")	3.20 m (10'6")	3.90 m (12'10")	3.20 m HD (10'6")	3.90 m HD (12'10")	2.55 m (8'4")
GSH22B-4	1000	●	●	●	●	●	●
	1500	○	○	○	○		●
	2000	○					○
GSH22B-5	1000	●	●	○	○	○	●
	1500	○	○				○
GSH440	950	●	●	●	●	●	
	1150	●	●	●	●	●	
	1550	●	●	○	○	○	
GSM-50	1000	●	●	○	○		●
	1250	○	○		○		●
	1500	○					○

*(continued on next page)*

# Orange Peel Grapples Technical Specifications

## Matching – Tracked Excavators *(continued)*

1800 kg/m<sup>3</sup> (3000 lb/yd<sup>3</sup>)     
  1200 kg/m<sup>3</sup> (2000 lb/yd<sup>3</sup>)     
  600 kg/m<sup>3</sup> (1000 lb/yd<sup>3</sup>)     
  No Match

### 340D2

Undercarriage		L					
Counterweight		8.5 mt			—		
Boom Type		Reach HD	ME		Reach HD	ME	
Stick Length		3.20 m HD (10'6")	2.15 m (7'1")	2.55 m (8'4")	3.20 m HD (10'6")	2.15 m (7'1")	2.55 m (8'4")
GSH22B-4	1000	●	●	●	●	●	●
	1500	●	●	●	○	●	●
	2000	○	●	●	○	●	○
GSH22B-5	1000	●	●	●	●	●	●
	1500	●	●	●	○	●	●
GSH440	950	●			●		
	1150	●			●		
	1550	●			●		
GSM-50	1000	●	●	●	●	●	●
	1250	●	●	●	○	●	●
	1500	●	●	●	○	●	●
	2000	○	●	●		○	○

### 340F

Undercarriage		L		
Counterweight		7.0 mt		
Boom Type		Reach HD	Reach HD	ME
Stick Length		2.80 m HD (9'2")	3.20 m HD (10'6")	2.55 m (8'4")
GSH22B-4	1000	●	●	●
	1500	●	●	●
	2000	●	○	●
GSH22B-5	1000	●	●	●
	1500	●	●	●
GSM-50	1000	●	●	●
	1250	●	●	●
	1500	●	○	●
	2000	○	○	○

*(continued on next page)*

# Orange Peel Grapples Technical Specifications

## Matching – Tracked Excavators *(continued)*

1800 kg/m<sup>3</sup> (3000 lb/yd<sup>3</sup>)     
  1200 kg/m<sup>3</sup> (2000 lb/yd<sup>3</sup>)     
  600 kg/m<sup>3</sup> (1000 lb/yd<sup>3</sup>)     
  No Match

### 340F UHD

Undercarriage		L-FIX					
Counterweight		8.45 mt					
Boom Type		Retrofit (S)			Retrofit (B)		
Stick Length		2.80 m HD (9'2")	3.20 m HD (10'6")	3.90 m HD (12'10")	2.80 m HD (9'2")	3.20 m HD (10'6")	3.90 m HD (12'10")
GSH22B-4	1000	●	○	○	●	●	●
	1500	○			●	○	○
	2000				○	○	
GSH22B-5	1000	○			●	●	○
	1500				○	○	
GSM-50	1000	○			●	●	○
	1250				○	○	
	1500				○	○	
	2000						

### 340F UHD *(continued)*

Undercarriage		L-VG					
Counterweight		8.45 mt					
Boom Type		Retrofit (S)			Retrofit (B)		
Stick Length		2.80 m HD (9'2")	3.20 m HD (10'6")	3.90 m HD (12'10")	2.80 m HD (9'2")	3.20 m HD (10'6")	3.90 m HD (12'10")
GSH22B-4	1000	●	●	●	●	●	●
	1500	●	●	○	●	●	●
	2000	○	○		●	●	○
GSH22B-5	1000	●	●	○	●	●	●
	1500	○	○		●	●	○
GSM-50	1000	●	●	○	●	●	●
	1250	●	○	○	●	●	●
	1500	○	○		●	●	○
	2000				○	○	

### 345D

Undercarriage		L-VG			
Boom Type		Reach HD		ME	
Stick Length		2.90 m (9'6")	3.40 m (11'2")	2.50 m (8'2")	3.00 m (9'10")
GSM-50	1000	●	●		
	1250	●	●		
	1500	●	●		
	2000	●	●		
GSM-60	1250	●	●	●	●
	1500	●	●	●	●
	2000	○	○	●	○
	2500			○	

*(continued on next page)*

# Orange Peel Grapples Technical Specifications

## Matching – Tracked Excavators *(continued)*

1800 kg/m<sup>3</sup> (3000 lb/yd<sup>3</sup>)     
  1200 kg/m<sup>3</sup> (2000 lb/yd<sup>3</sup>)     
  600 kg/m<sup>3</sup> (1000 lb/yd<sup>3</sup>)     
  No Match

### 349D2

Undercarriage		—				L-FIX			
Boom Type		Reach HD		ME		Reach HD		ME	
Stick Length		3.35 m HD (11'0")	3.90 m HD (12'10")	2.50 m (8'2")	3.00 m (9'10")	3.35 m HD (11'0")	3.90 m HD (12'10")	2.50 m (8'2")	3.00 m (9'10")
GSH22B-4	1000	●	●			●	●		
	1500	●	●			●	●		
	2000	○	○			○	○		
GSH22B-5	1000	●	●			●	●		
	1500	●	○			●	○		
GSM-50	1000	●	●			●	●		
	1250	●	●			●	●		
	1500	●	○			●	○		
GSM-60	2000	○				○			
	1250	○		●	○	○		●	○
	1500			○	○			○	○
	2000							○	

### 349E

Undercarriage		L-FIX					
Boom Type		Reach HD			ME	Long-Reach	
Stick Length		2.90 m HD (9'6")	3.35 m HD (11'0")	3.90 m HD (12'10")	2.50 m (8'2")	3.00 m (9'10")	4.30 m HD (13'1")
GSH22B-4	1000	●	●	●			●
	1500	●	●	●			○
	2000	●	●	●			○
GSH22B-5	1000	●	●	●			●
	1500	●	●	●			○
GSM-50	1000	●	●				
	1250	●	●				
	1500	●	●				
GSM-60	2000	○	○				
	1250	●	○		●	●	
	1500	○	○		●	○	
	2000				○		
	2500						

*(continued on next page)*

# Orange Peel Grapples Technical Specifications

## Matching – Tracked Excavators *(continued)*

1800 kg/m<sup>3</sup> (3000 lb/yd<sup>3</sup>)     
  1200 kg/m<sup>3</sup> (2000 lb/yd<sup>3</sup>)     
  600 kg/m<sup>3</sup> (1000 lb/yd<sup>3</sup>)     
  No Match

### 349E *(continued)*

Undercarriage		L-VG					
Boom Type		Reach HD			ME		Long-Reach
Stick Length		2.90 m HD (9'6")	3.35 m HD (11'0")	3.90 m HD (12'10")	2.50 m (8'2")	3.00 m (9'10")	4.30 m HD (13'1")
GSH22B-4	1000	●	●	●			●
	1500	●	●	●			●
	2000	●	●	●			○
GSH22B-5	1000	●	●	●			●
	1500	●	●	●			●
GSM-50	1000	●	●				
	1250	●	●				
	1500	●	●				
	2000	●	●				
GSM-60	1250	●	●		●	●	
	1500	●	●		●	●	
	2000	○	○		●	○	
	2500	○			○	○	

### 349F

Undercarriage		L-FIX		
Boom Type		Reach HD		Long-Reach
Stick Length		3.40 m HD (11'2")	3.90 m HD (12'10")	4.30 m HD (13'1")
GSH22B-4	1000	●	●	●
	1500	●	●	○
	2000	●	○	○
GSH22B-5	1000	●	●	●
	1500	●	●	○

### 349F XE

Undercarriage		L-FIX		
Boom Type		Reach HD		Long-Reach
Stick Length		3.40 m HD (11'2")	3.90 m HD (12'10")	4.30 m HD (13'1")
GSH22B-4	1000	●	●	●
	1500	●	●	○
	2000	●	○	○
GSH22B-5	1000	●	●	●
	1500	●	●	○

*(continued on next page)*

# Orange Peel Grapples Technical Specifications

## Matching – Tracked Excavators *(continued)*

1800 kg/m<sup>3</sup> (3000 lb/yd<sup>3</sup>)     
  1200 kg/m<sup>3</sup> (2000 lb/yd<sup>3</sup>)     
  600 kg/m<sup>3</sup> (1000 lb/yd<sup>3</sup>)     
  No Match

### 352F

Undercarriage		L-VG					
Boom Type		Reach HD			Long-Reach	ME	
Stick Length		2.90 m HD (9'6")	3.40 m HD (11'2")	3.90 m HD (12'10")	4.30 m HD (13'1")	2.50 m (8'2")	3.00 m (9'10")
GSH22B-4	1000	●	●	●	●		
	1500	●	●	●	●		
	2000	●	●	●	○		
GSH22B-5	1000	●	●	●	●		
	1500	●	●	●	○		
GSM-50	1000	●	●				
	1250	●	●				
	1500	●	●				
	2000	●	○				
GSM-60	1250	●	●			●	●
	1500	●	○			●	●
	2000	○				○	○
	2500					○	

### 352F XE

Undercarriage		L-VG					
Boom Type		Reach HD			ME		Long-Reach
Stick Length		2.90 m HD (9'6")	3.40 m HD (11'2")	3.90 m HD (12'10")	2.50 m (8'2")	3.00 m (9'10")	4.30 m HD (13'1")
GSH22B-4	1000	●	●	●			●
	1500	●	●	●			●
	2000	●	●	●			○
GSH22B-5	1000	●	●	●			●
	1500	●	●	●			○
GSM-50	1000	●	●				
	1250	●	●				
	1500	●	●				
	2000	●	○				
GSM-60	1250	●	●		●	●	
	1500	●	○		●	●	
	2000	○			○	○	
	2500				○		

*(continued on next page)*

# Orange Peel Grapples Technical Specifications

## Matching – Tracked Excavators *(continued)*

1800 kg/m<sup>3</sup> (3000 lb/yd<sup>3</sup>)     
  1200 kg/m<sup>3</sup> (2000 lb/yd<sup>3</sup>)     
  600 kg/m<sup>3</sup> (1000 lb/yd<sup>3</sup>)     
  No Match

### 374D

Undercarriage		L					
Boom Type		Reach			ME		
Stick Length		2.84 m (9'4")	3.60 m (11'10")	4.15 m (13'7")	4.67 m (15'4")	2.57 m (8'5")	2.99 m (9'10")
GSM-60	1250	●	●	●	●	●	●
	1500	●	●	●	●	●	●
	2000	●	●	●	●	●	●
	2500	○	○	○	○	○	○
	3750	○	○			○	○

### 374F

Undercarriage		L			
Boom Type		Reach			
Stick Length		2.84 m HD (9'4")	3.60 m HD (11'10")	4.15 m HD (13'7")	4.67 m HD (15'4")
GSM-60	1250	●	●	●	●
	1500	●	●	●	●
	2000	●	●	●	○
	2500	○	○	○	○
	3750	○			

# Orange Peel Grapples Technical Specifications

## Matching – Wheeled Excavators

1800 kg/m<sup>3</sup> (3000 lb/yd<sup>3</sup>)     
  1200 kg/m<sup>3</sup> (2000 lb/yd<sup>3</sup>)     
  600 kg/m<sup>3</sup> (1000 lb/yd<sup>3</sup>)     
  No Match

### M314F

Undercarriage		Front and Rear Outriggers							
Counterweight		2.8 mt							
Boom Type		1 PC				VA			
Stick Length		2.00 m (6'7")	2.30 m (7'7")	2.60 m (8'6")	2.90 m (9'6")	2.00 m (6'7")	2.30 m (7'7")	2.60 m (8'6")	2.90 m (9'6")
GSH15B-4	600	●	●	○	●	●	●	○	●
	800	●	○		●	○	○		○
GSH15B-5	400	●	●	●	●	●	●	●	●
	500	●	●	○	●	●	●	○	●
	600	●	●		●	○	○	○	○
	800	○	○		●				
GSH420	500	●	●	●	●	●	●	●	●
	600	●	●	○	●	●	●	○	●
	750	●	●	○	●	○	○	○	○
GSH520	500	●	●	○	●	●	●	○	●
	600	●	●	○	●	○	○	○	○
	750	●	○		●	○	○		○
GSV520 GC	400	●	●	●	●	●	●	●	●
	500	●	●	●	●	●	●	●	●
	600	●	●	○	●	●	●	○	●
	750	●	○	○	●	○	○	○	○
	1250	◇	◇	◇	◇	◇	◇	◇	◇
GSV520	400	●	●	●	●	●	●	●	●
	500	●	●	●	●	●	●	●	●
	600	●	●	○	●	●	●	○	●
	750	●	○		●	○	○		○
	1250	◇	◇		◇	◇	◇	◇	◇

(continued on next page)



# Orange Peel Grapples Technical Specifications

## Matching – Wheeled Excavators *(continued)*

1800 kg/m<sup>3</sup> (3000 lb/yd<sup>3</sup>)     
  1200 kg/m<sup>3</sup> (2000 lb/yd<sup>3</sup>)     
  600 kg/m<sup>3</sup> (1000 lb/yd<sup>3</sup>)     
  No Match

### M314F *(continued)*

Undercarriage		Front and Rear Outriggers							
Counterweight		3.3 mt							
Boom Type		1 PC				VA			
Stick Length		2.00 m (6'7")	2.30 m (7'7")	2.60 m (8'6")	2.90 m (9'6")	2.00 m (6'7")	2.30 m (7'7")	2.60 m (8'6")	2.90 m (9'6")
GSH15B-4	600	●	●	○	●	●	●	●	●
	800	●	○		●	●	○	○	○
GSH15B-5	400	●	●	●	●	●	●	●	●
	500	●	●	○	●	●	●	○	●
	600	●	●		●	●	●	○	●
GSH420	800	○	○		○	○	○		○
	500	●	●	●	●	●	●	●	●
	600	●	●	○	●	●	●	●	●
GSH520	750	●	●	○	●	●	●	○	●
	500	●	●	○	●	●	●	●	●
GSV520 GC	600	●	●	○	●	●	●	○	●
	750	●	○		○	○	○		○
	400	●	●	●	●	●	●	●	●
	500	●	●	●	●	●	●	●	●
	600	●	●	○	●	●	●	●	●
GSV520	750	●	○	○	●	●	○	○	○
	1250	◇	◇	◇	◇	◇	◇	◇	◇
	400	●	●	●	●	●	●	●	●
	500	●	●	●	●	●	●	●	●
	600	●	●	○	●	●	●	○	●
GSV520	750	●	○		●	●	○	○	○
	1250	◇	◇		◇	◇	◇	◇	◇

*(continued on next page)*

# Orange Peel Grapples Technical Specifications

## Matching – Wheeled Excavators *(continued)*

1800 kg/m<sup>3</sup> (3000 lb/yd<sup>3</sup>)     
  1200 kg/m<sup>3</sup> (2000 lb/yd<sup>3</sup>)     
  600 kg/m<sup>3</sup> (1000 lb/yd<sup>3</sup>)     
  No Match

### M314F *(continued)*

Undercarriage		Front Blade; Rear Outriggers							
Counterweight		2.8 mt							
Boom Type		1 PC				VA			
Stick Length		2.00 m (6'7")	2.30 m (7'7")	2.60 m (8'6")	2.90 m (9'6")	2.00 m (6'7")	2.30 m (7'7")	2.60 m (8'6")	2.90 m (9'6")
GSH15B-4	600	●	●	○	●	●	●	●	●
	800	○	○		○	●	●	○	●
GSH15B-5	400	●	●	●	●	●	●	●	●
	500	●	●	○	●	●	●	○	●
	600	●	○		●	●	●	○	●
GSH420	800	○	○		○	●	○		○
	500	●	●	●	●	●	●	●	●
	600	●	●	○	●	●	●	●	●
GSH520	750	●	○	○	●	●	●	○	●
	500	●	●	○	●	●	●	●	●
GSV520 GC	600	●	●	○	●	●	●	○	●
	750	○	○		○	●	○		●
	400	●	●	●	●	●	●	●	●
	500	●	●	●	●	●	●	●	●
	600	●	●	○	●	●	●	●	●
GSV520	750	○	○		○	●	○		●
	1250	◇	◇	◇	◇	◇	◇	◇	◇
	400	●	●	●	●	●	●	●	●
	500	●	●	●	●	●	●	●	●
	600	●	●	○	●	●	●	○	●
GSV520	750	○	○		○	●	○		●
	1250	◇	◇		◇	◇	◇	◇	◇

*(continued on next page)*

# Orange Peel Grapples Technical Specifications

## Matching – Wheeled Excavators *(continued)*

1800 kg/m<sup>3</sup> (3000 lb/yd<sup>3</sup>)     
  1200 kg/m<sup>3</sup> (2000 lb/yd<sup>3</sup>)     
  600 kg/m<sup>3</sup> (1000 lb/yd<sup>3</sup>)     
  No Match

### M314F *(continued)*

Undercarriage		Front Blade; Rear Outriggers							
Counterweight		3.3 mt							
Boom Type		1 PC				VA			
Stick Length		2.00 m (6'7")	2.30 m (7'7")	2.60 m (8'6")	2.90 m (9'6")	2.00 m (6'7")	2.30 m (7'7")	2.60 m (8'6")	2.90 m (9'6")
GSH15B-4	600	●	●	○	●	●	●	●	●
	800	●	○		●	●	●	○	●
GSH15B-5	400	●	●	●	●	●	●	●	●
	500	●	●	○	●	●	●	○	●
	600	●	●		●	●	●	○	●
GSH420	800	○	○		●	●	○		●
	500	●	●	●	●	●	●	●	●
	600	●	●	○	●	●	●	●	●
GSH520	750	●	●	○	●	●	●	○	●
	500	●	●	○	●	●	●	●	●
GSV520 GC	600	●	●	○	●	●	●	○	●
	750	●	○		●	●	○		●
	400	●	●	●	●	●	●	●	●
	500	●	●	●	●	●	●	●	●
	600	●	●	○	●	●	●	●	●
GSV520	750	●	○	○	●	●	●	○	●
	1250	◇	◇	◇	◇	◇	◇	◇	◇
	400	●	●	●	●	●	●	●	●
	500	●	●	●	●	●	●	●	●
	600	●	●	○	●	●	●	○	●
	750	●	○		●	●	●	○	●
	1250	◇	◇		◇	◇	◇	◇	◇

*(continued on next page)*

# Orange Peel Grapples Technical Specifications

## Matching – Wheeled Excavators *(continued)*

1800 kg/m<sup>3</sup> (3000 lb/yd<sup>3</sup>)     
  1200 kg/m<sup>3</sup> (2000 lb/yd<sup>3</sup>)     
  600 kg/m<sup>3</sup> (1000 lb/yd<sup>3</sup>)     
  No Match

### M314F *(continued)*

Undercarriage		Rear Blade					
Counterweight		2.8 mt	3.3 mt				
Boom Type		1 PC	1 PC		VA		
Stick Length		2.90 m (9'6")	2.00 m (6'7")	2.30 m (7'7")	2.90 m (9'6")	2.00 m (6'7")	2.90 m (9'6")
GSH15B-4	600						
	800						
GSH15B-5	400						
	500						
	600						
	800						
GSH420	500		○		○		
	600						
	750						
GSH520	500						
	600						
GSV520 GC	750						
	400	○	○	○	○	○	○
	500		○		○		
	600						
	750						
GSV520	1250						
	400		○	○	○		
	500						
	600						
	750						
	1250						

*(continued on next page)*

# Orange Peel Grapples Technical Specifications

## Matching – Wheeled Excavators *(continued)*

1800 kg/m<sup>3</sup> (3000 lb/yd<sup>3</sup>)     
  1200 kg/m<sup>3</sup> (2000 lb/yd<sup>3</sup>)     
  600 kg/m<sup>3</sup> (1000 lb/yd<sup>3</sup>)     
  No Match

### M315D2

Undercarriage		Front Outriggers; Rear Blade							
Counterweight		2.9 mt						3.3 mt	
Boom Type		1 PC		1 PC (short)		VA		1 PC	
Stick Length		2.00 m (6'7")	2.30 m (7'7")	2.00 m (6'7")	2.30 m (7'7")	2.00 m (6'7")	2.30 m (7'7")	2.00 m (6'7")	2.30 m (7'7")
GSH15B-4	600	●	●	●	●	●	●	●	●
	800	●	○	●	○	○	○	●	○
GSH15B-5	400	●	●	●	●	●	●	●	●
	500	●	○	●	○	●	●	●	○
	600	●	○	●	○	●	○	●	○
	800	○		○		○		○	
GSH420	500	●	●	●	●	●	●	●	●
	600	●	●	●	●	●	●	●	●
	750	●	○	●	○	●	○	●	○
GSH520	500	●	●	●	●	●	●	●	●
	600	●	○	●	○	●	●	●	○
	750	○		○	○	○	○	○	
GSV520 GC	400	●	●	●	●	●	●	●	●
	500	●	●	●	●	●	●	●	●
	600	●	●	●	●	●	●	●	●
	750	●	○	●	○	●	○	●	○
	1250	◇	◇	◇	◇	◇	◇	◇	◇
GSV520	400	●	●	●	●	●	●	●	●
	500	●	●	●	●	●	●	●	●
	600	●	○	●	○	●	●	●	○
	750	●	○	●	○	○	○	●	○
	1250	◇	◇	◇	◇	◇	◇	◇	◇

*(continued on next page)*

# Orange Peel Grapples Technical Specifications

## Matching – Wheeled Excavators *(continued)*

1800 kg/m<sup>3</sup> (3000 lb/yd<sup>3</sup>)     
  1200 kg/m<sup>3</sup> (2000 lb/yd<sup>3</sup>)     
  600 kg/m<sup>3</sup> (1000 lb/yd<sup>3</sup>)     
  No Match

### M315D2 *(continued)*

Undercarriage		Front Outriggers; Rear Blade				Rear Blade			
Counterweight		3.3 mt				2.9 mt			
Boom Type		1 PC (short)		VA		1 PC		1 PC (short)	
Stick Length		2.00 m (6'7")	2.30 m (7'7")	2.00 m (6'7")	2.30 m (7'7")	2.00 m (6'7")	2.30 m (7'7")	2.00 m (6'7")	2.30 m (7'7")
GSH15B-4	600	●	●	●	●			○	
	800	●	○	●	○				
GSH15B-5	400	●	●	●	●			○	
	500	●	○	●	●				
	600	●	○	●	○				
	800	○		○					
GSH420	500	●	●	●	●	○		○	○
	600	●	●	●	●			○	
	750	●	○	●	○				
GSH520	500	●	●	●	●				
	600	●	○	●	●				
	750	○	○	●	○				
GSV520 GC	400	●	●	●	●	○	○	●	○
	500	●	●	●	●	○		○	○
	600	●	●	●	●			○	
	750	●	○	●	○				
	1250	◇	◇	◇	◇				
GSV520	400	●	●	●	●	○		●	○
	500	●	●	●	●			○	○
	600	●	○	●	●				
	750	●	○	●	○				
	1250	◇	◇	◇	◇				

*(continued on next page)*

# Orange Peel Grapples Technical Specifications

## Matching – Wheeled Excavators *(continued)*

1800 kg/m<sup>3</sup> (3000 lb/yd<sup>3</sup>)     
  1200 kg/m<sup>3</sup> (2000 lb/yd<sup>3</sup>)     
  600 kg/m<sup>3</sup> (1000 lb/yd<sup>3</sup>)     
  No Match

### M315D2 *(continued)*

Undercarriage		Rear Blade									
		2.9 mt		3.3 mt							
Counterweight		VA		1 PC		1 PC (short)		VA			
Boom Type		2.00 m (6'7")		2.30 m (7'7")		2.00 m (6'7")		2.30 m (7'7")			
Stick Length		2.00 m (6'7")		2.00 m (6'7")		2.30 m (7'7")		2.00 m (6'7")		2.30 m (7'7")	
GSH15B-4	600		○			○	○				
	800										
GSH15B-5	400		○			○	○				
	500					○					
	600										
	800										
GSH420	500		○	○		●	○		○		
	600		○			○	○				
	750					○					
GSH520	500					○	○				
	600					○					
	750										
GSV520 GC	400	○	●	○		●	●		○	○	
	500		○	○		●	○		○		
	600		○			○	○				
	750										
	1250										
GSV520	400		●	○		●	●		○		
	500		○			○	○				
	600					○	○				
	750										
	1250										

*(continued on next page)*

# Orange Peel Grapples Technical Specifications

## Matching – Wheeled Excavators *(continued)*

1800 kg/m<sup>3</sup> (3000 lb/yd<sup>3</sup>)     
  1200 kg/m<sup>3</sup> (2000 lb/yd<sup>3</sup>)     
  600 kg/m<sup>3</sup> (1000 lb/yd<sup>3</sup>)     
  No Match

### M315F

Undercarriage	Front (parallel) Blade; Rear Outriggers				Front Outriggers; Rear (parallel) Blade			
Counterweight	3.75 mt				3.75 mt			
Boom Type	VA		Offset		VA		Offset	
Stick Length	2.30 m (7'7")	2.45 m (8'0")	2.30 m (7'7")	2.45 m (8'0")	2.30 m (7'7")	2.45 m (8'0")	2.30 m (7'7")	2.45 m (8'0")
GSH15B-4	600	●	●	●	●	●	●	●
	800	○	○	○	○	○	○	○
GSH15B-5	400	●	●	●	●	●	●	●
	500	●	●	●	●	●	●	●
	600	○	●	○	●	○	●	○
GSH420	500	●	●	●	●	●	●	●
	600	●	●	●	●	●	●	●
	750	○	●	○	●	○	●	○
GSH520	500	●	●	●	●	●	●	●
	600	●	●	○	●	●	○	●
GSV520 GC	750	○	○	○	○	○	○	○
	400	●	●	●	●	●	●	●
	500	●	●	●	●	●	●	●
	600	●	●	●	●	●	●	●
	750	○	●	○	○	●	○	○
GSV520	1250	◇	◇	◇	◇	◇	◇	◇
	400	●	●	●	●	●	●	●
	500	●	●	●	●	●	●	●
	600	●	●	●	●	●	●	●
	750	○	○	○	○	○	○	○
	1250	◇	◇	◇	◇	◇	◇	◇

*(continued on next page)*



# Orange Peel Grapples Technical Specifications

## Matching – Wheeled Excavators *(continued)*

1800 kg/m<sup>3</sup> (3000 lb/yd<sup>3</sup>)     
  1200 kg/m<sup>3</sup> (2000 lb/yd<sup>3</sup>)     
  600 kg/m<sup>3</sup> (1000 lb/yd<sup>3</sup>)     
  No Match

### M315F *(continued)*

Undercarriage		Front Outriggers; Rear (radial) blade				Rear (parallel) Blade		
Counterweight		3.75 mt				3.75 mt		
Boom Type		VA		Offset		VA		Offset
Stick Length		2.30 m (7'7")	2.45 m (8'0")	2.30 m (7'7")	2.45 m (8'0")	2.30 m (7'7")	2.45 m (8'0")	2.30 m (7'7")
GSH15B-4	600	●	●	●	●			
	800	○	○	○	○			
GSH15B-5	400	●	●	●	●			
	500	●	●	●	●			
	600	○	●	○	●			
GSH420	800	○	○		○			
	500	●	●	●	●	○		
	600	●	●	●	●			
GSH520	750	○	●	○	●			
	500	●	●	●	●			
GSV520 GC	600	●	●	○	●			
	750	○	○	○	○			
	400	●	●	●	●	○	○	○
GSV520	500	●	●	●	●			
	600	●	●	●	●			
	750	○	○	○	○			
GSV520	1250	◇	◇	◇	◇			
	400	●	●	●	●	○	○	
GSV520	500	●	●	●	●			
	600	●	●	●	●			
	750	○	○	○	○			
GSV520	1250	◇	◇	◇	◇			

*(continued on next page)*

# Orange Peel Grapples Technical Specifications

## Matching – Wheeled Excavators *(continued)*

1800 kg/m<sup>3</sup> (3000 lb/yd<sup>3</sup>)     
  1200 kg/m<sup>3</sup> (2000 lb/yd<sup>3</sup>)     
  600 kg/m<sup>3</sup> (1000 lb/yd<sup>3</sup>)     
  No Match

### M315F *(continued)*

Undercarriage	Rear (radial) Blade	
Counterweight	3.75 mt	
Boom Type	VA	
Stick Length	2.30 m (7'7")	2.45 m (8'0")
GSH15B-4	600	
	800	
GSH15B-5	400	
	500	
	600	
GSH420	800	
	500	
	600	
GSH520	750	
	500	
GSV520 GC	600	
	750	
	400	<input type="checkbox"/>
	500	<input type="checkbox"/>
	600	
GSV520	750	
	1250	
	400	<input type="checkbox"/>
	500	
	600	

*(continued on next page)*

# Orange Peel Grapples Technical Specifications

## Matching – Wheeled Excavators *(continued)*

1800 kg/m<sup>3</sup> (3000 lb/yd<sup>3</sup>)     
  1200 kg/m<sup>3</sup> (2000 lb/yd<sup>3</sup>)     
  600 kg/m<sup>3</sup> (1000 lb/yd<sup>3</sup>)     
  No Match

### M316F

Undercarriage		Front (parallel) Blade; Rear Outriggers							
Counterweight		3.2 mt							
Boom Type		1 PC				VA			
Stick Length		2.10 m (6'11")	2.40 m (7'10")	2.60 m (8'6")	3.10 m (10'2")	2.10 m (6'11")	2.40 m (7'10")	2.60 m (8'6")	3.10 m (10'2")
GSH15B-4	600	●	●	●	●	●	●	●	●
	800	●	●	○	●	●	○	○	○
GSH15B-5	400	●	●	●	●	●	●	●	●
	500	●	●	●	●	●	●	●	●
	600	●	●	●	●	●	●	○	●
GSH420	800	○	○	○	○	○	○		○
	500	●	●	●	●	●	●	●	●
	600	●	●	●	●	●	●	●	●
GSH520	750	●	●	●	●	●	●	○	●
	500	●	●	●	●	●	●	●	●
GSV520 GC	600	●	●	●	●	●	●	○	●
	750	●	○	○	○	○	○	○	○
	400	●	●	●	●	●	●	●	●
GSV520	500	●	●	●	●	●	●	●	●
	600	●	●	●	●	●	●	●	●
	750	●	●	○	●	●	○	○	○
GSV520	1250	◇	◇	◇	◇	◇	◇	◇	◇
	400	●	●	●	●	●	●	●	●
GSV520	500	●	●	●	●	●	●	●	●
	600	●	●	●	●	●	●	●	●
	750	●	●	○	●	●	○	○	○
GSV520	1250	◇	◇	◇	◇	◇	◇	◇	◇

*(continued on next page)*

# Orange Peel Grapples Technical Specifications

## Matching – Wheeled Excavators *(continued)*

1800 kg/m<sup>3</sup> (3000 lb/yd<sup>3</sup>)     
  1200 kg/m<sup>3</sup> (2000 lb/yd<sup>3</sup>)     
  600 kg/m<sup>3</sup> (1000 lb/yd<sup>3</sup>)     
  No Match

### M316F *(continued)*

Undercarriage		Front (parallel) Blade; Rear Outriggers							
Counterweight		3.7 mt							
Boom Type		1 PC				VA			
Stick Length		2.10 m (6'11")	2.40 m (7'10")	2.60 m (8'6")	3.10 m (10'2")	2.10 m (6'11")	2.40 m (7'10")	2.60 m (8'6")	3.10 m (10'2")
GSH15B-4	600	●	●	●	●	●	●	●	●
	800	●	●	●	●	●	●	○	●
GSH15B-5	400	●	●	●	●	●	●	●	●
	500	●	●	●	●	●	●	●	●
	600	●	●	●	●	●	●	●	●
	800	●	○	○	○	○	○	○	○
GSH420	500	●	●	●	●	●	●	●	●
	600	●	●	●	●	●	●	●	●
	750	●	●	●	●	●	●	●	●
GSH520	500	●	●	●	●	●	●	●	●
	600	●	●	●	●	●	●	●	●
	750	●	●	●	●	●	○	○	○
GSV520 GC	400	●	●	●	●	●	●	●	●
	500	●	●	●	●	●	●	●	●
	600	●	●	●	●	●	●	●	●
	750	●	●	●	●	●	●	●	●
	1250	◇	◇	◇	◇	◇	◇	◇	◇
GSV520	400	●	●	●	●	●	●	●	●
	500	●	●	●	●	●	●	●	●
	600	●	●	●	●	●	●	●	●
	750	●	●	●	●	●	●	○	●
	1250	◇	◇	◇	◇	◇	◇	◇	◇

*(continued on next page)*

# Orange Peel Grapples Technical Specifications

## Matching – Wheeled Excavators *(continued)*

1800 kg/m<sup>3</sup> (3000 lb/yd<sup>3</sup>)     
  1200 kg/m<sup>3</sup> (2000 lb/yd<sup>3</sup>)     
  600 kg/m<sup>3</sup> (1000 lb/yd<sup>3</sup>)     
  No Match

### M316F *(continued)*

Undercarriage		Front and Rear Outriggers							
Counterweight		3.2 mt							
Boom Type		1 PC				VA			
Stick Length		2.10 m (6'11")	2.40 m (7'10")	2.60 m (8'6")	3.10 m (10'2")	2.10 m (6'11")	2.40 m (7'10")	2.60 m (8'6")	3.10 m (10'2")
GSH15B-4	600	●	●	●	●	●	●	●	●
	800	●	●	●	●	●	●	●	●
GSH15B-5	400	●	●	●	●	●	●	●	●
	500	●	●	●	●	●	●	●	●
	600	●	●	●	●	●	●	●	●
GSH420	800	●	●	○	●	●	●	○	●
	500	●	●	●	●	●	●	●	●
	600	●	●	●	●	●	●	●	●
GSH520	750	●	●	●	●	●	●	●	●
	500	●	●	●	●	●	●	●	●
	600	●	●	●	●	●	●	●	●
GSV520 GC	750	●	●	●	●	●	●	●	●
	400	●	●	●	●	●	●	●	●
	500	●	●	●	●	●	●	●	●
	600	●	●	●	●	●	●	●	●
	750	●	●	●	●	●	●	●	●
GSV520	1250	◇	◇	◇	◇	◇	◇	◇	◇
	400	●	●	●	●	●	●	●	●
	500	●	●	●	●	●	●	●	●
	600	●	●	●	●	●	●	●	●
	750	●	●	●	●	●	●	●	●
	1250	◇	◇	◇	◇	◇	◇	◇	◇

*(continued on next page)*

# Orange Peel Grapples Technical Specifications

## Matching – Wheeled Excavators *(continued)*

1800 kg/m<sup>3</sup> (3000 lb/yd<sup>3</sup>)     
  1200 kg/m<sup>3</sup> (2000 lb/yd<sup>3</sup>)     
  600 kg/m<sup>3</sup> (1000 lb/yd<sup>3</sup>)     
  No Match

### M316F *(continued)*

Undercarriage		Front and Rear Outriggers							
Counterweight		3.7 mt							
Boom Type		1 PC				VA			
Stick Length		2.10 m (6'11")	2.40 m (7'10")	2.60 m (8'6")	3.10 m (10'2")	2.10 m (6'11")	2.40 m (7'10")	2.60 m (8'6")	3.10 m (10'2")
GSH15B-4	600	●	●	●	●	●	●	●	●
	800	●	●	●	●	●	●	●	●
GSH15B-5	400	●	●	●	●	●	●	●	●
	500	●	●	●	●	●	●	●	●
	600	●	●	●	●	●	●	●	●
GSH420	800	●	●	○	●	●	●	○	●
	500	●	●	●	●	●	●	●	●
	600	●	●	●	●	●	●	●	●
GSH520	750	●	●	●	●	●	●	●	●
	500	●	●	●	●	●	●	●	●
	600	●	●	●	●	●	●	●	●
GSV520 GC	750	●	●	●	●	●	●	●	●
	400	●	●	●	●	●	●	●	●
	500	●	●	●	●	●	●	●	●
	600	●	●	●	●	●	●	●	●
	750	●	●	●	●	●	●	●	●
GSV520	1250	◇	◇	◇	◇	◇	◇	◇	◇
	400	●	●	●	●	●	●	●	●
	500	●	●	●	●	●	●	●	●
	600	●	●	●	●	●	●	●	●
	750	●	●	●	●	●	●	●	●
	1250	◇	◇	◇	◇	◇	◇	◇	◇

*(continued on next page)*

# Orange Peel Grapples Technical Specifications

## Matching – Wheeled Excavators *(continued)*

1800 kg/m<sup>3</sup> (3000 lb/yd<sup>3</sup>)     
  1200 kg/m<sup>3</sup> (2000 lb/yd<sup>3</sup>)     
  600 kg/m<sup>3</sup> (1000 lb/yd<sup>3</sup>)     
  No Match

### M316F *(continued)*

Undercarriage		Front Blade; Rear Outriggers							
Counterweight		3.2 mt							
Boom Type		1 PC				VA			
Stick Length		2.10 m (6'11")	2.40 m (7'10")	2.60 m (8'6")	3.10 m (10'2")	2.10 m (6'11")	2.40 m (7'10")	2.60 m (8'6")	3.10 m (10'2")
GSH15B-4	600	●	●	●	●	●	●	●	●
	800	●	○	○	○	○	○	○	○
GSH15B-5	400	●	●	●	●	●	●	●	●
	500	●	●	●	●	●	●	●	●
	600	●	●	○	●	●	○	○	○
GSH420	800	○	○	○	○	○	○		○
	500	●	●	●	●	●	●	●	●
	600	●	●	●	●	●	●	●	●
GSH520	750	●	●	○	●	●	○	○	○
	500	●	●	●	●	●	●	●	●
GSV520 GC	600	●	●	●	●	●	●	○	●
	750	○	○	○	○	○	○	○	○
	400	●	●	●	●	●	●	●	●
GSV520	500	●	●	●	●	●	●	●	●
	600	●	●	●	●	●	●	●	●
	750	●	○	○	○	○	○	○	○
GSV520	1250	◇	◇	◇	◇	◇	◇	◇	◇
	400	●	●	●	●	●	●	●	●
GSV520	500	●	●	●	●	●	●	●	●
	600	●	●	●	●	●	●	●	●
	750	●	○	○	○	○	○	○	○
GSV520	1250	◇	◇	◇	◇	◇	◇	◇	◇

*(continued on next page)*

# Orange Peel Grapples Technical Specifications

## Matching – Wheeled Excavators *(continued)*

1800 kg/m<sup>3</sup> (3000 lb/yd<sup>3</sup>)     
  1200 kg/m<sup>3</sup> (2000 lb/yd<sup>3</sup>)     
  600 kg/m<sup>3</sup> (1000 lb/yd<sup>3</sup>)     
  No Match

### M316F *(continued)*

Undercarriage		Front Blade; Rear Outriggers							
Counterweight		3.7 mt							
Boom Type		1 PC				VA			
Stick Length		2.10 m (6'11")	2.40 m (7'10")	2.60 m (8'6")	3.10 m (10'2")	2.10 m (6'11")	2.40 m (7'10")	2.60 m (8'6")	3.10 m (10'2")
GSH15B-4	600	●	●	●	●	●	●	●	●
	800	●	●	●	●	●	●	○	●
GSH15B-5	400	●	●	●	●	●	●	●	●
	500	●	●	●	●	●	●	●	●
	600	●	●	●	●	●	●	●	●
	800	●	○	○	○	○	○	○	○
GSH420	500	●	●	●	●	●	●	●	●
	600	●	●	●	●	●	●	●	●
	750	●	●	●	●	●	●	●	●
GSH520	500	●	●	●	●	●	●	●	●
	600	●	●	●	●	●	●	●	●
	750	●	●	○	●	●	○	○	○
GSV520 GC	400	●	●	●	●	●	●	●	●
	500	●	●	●	●	●	●	●	●
	600	●	●	●	●	●	●	●	●
	750	●	●	●	●	●	●	●	●
	1250	◇	◇	◇	◇	◇	◇	◇	◇
GSV520	400	●	●	●	●	●	●	●	●
	500	●	●	●	●	●	●	●	●
	600	●	●	●	●	●	●	●	●
	750	●	●	●	●	●	●	○	●
	1250	◇	◇	◇	◇	◇	◇	◇	◇

*(continued on next page)*



# Orange Peel Grapples Technical Specifications

## Matching – Wheeled Excavators *(continued)*

1800 kg/m<sup>3</sup> (3000 lb/yd<sup>3</sup>)     
  1200 kg/m<sup>3</sup> (2000 lb/yd<sup>3</sup>)     
  600 kg/m<sup>3</sup> (1000 lb/yd<sup>3</sup>)     
  No Match

### M316F *(continued)*

Undercarriage		Rear (parallel) Blade							
Counterweight		3.2 mt				3.7 mt			
Boom Type		1 PC			VA		1 PC		
Stick Length		2.10 m (6'11")	2.40 m (7'10")	3.10 m (10'2")	2.10 m (6'11")	3.10 m (10'2")	2.10 m (6'11")	2.40 m (7'10")	2.60 m (8'6")
GSH15B-4	600						○		
	800								
GSH15B-5	400						○		
	500								
	600								
	800								
GSH420	500	○		○			○	○	○
	600						○		
	750								
GSH520	500						○		
	600								
	750								
GSV520 GC	400	○	○	○	○	○	●	●	○
	500	○					○	○	
	600						○		
	750								
	1250								
GSV520	400	○	○	○			●	○	○
	500						○	○	
	600								
	750								
	1250								

*(continued on next page)*

# Orange Peel Grapples Technical Specifications

## Matching – Wheeled Excavators *(continued)*

1800 kg/m<sup>3</sup> (3000 lb/yd<sup>3</sup>)     
  1200 kg/m<sup>3</sup> (2000 lb/yd<sup>3</sup>)     
  600 kg/m<sup>3</sup> (1000 lb/yd<sup>3</sup>)     
  No Match

### M316F *(continued)*

Undercarriage	Rear (parallel) Blade					Rear Blade	
Counterweight	3.7 mt					3.2 mt	
Boom Type	1 PC	VA			1 PC		
Stick Length	3.10 m (10'2")	2.10 m (6'11")	2.40 m (7'10")	2.60 m (8'6")	3.10 m (10'2")	2.10 m (6'11")	3.10 m (10'2")
GSH15B-4	600	<input type="checkbox"/>					
	800						
GSH15B-5	400	<input type="checkbox"/>					
	500						
	600						
	800						
GSH420	500	<input type="checkbox"/>	<input type="checkbox"/>			<input type="checkbox"/>	
	600	<input type="checkbox"/>					
	750						
GSH520	500	<input type="checkbox"/>					
	600						
	750						
GSV520 GC	400	<input checked="" type="checkbox"/>	<input checked="" type="checkbox"/>	<input type="checkbox"/>	<input type="checkbox"/>	<input type="checkbox"/>	<input type="checkbox"/>
	500	<input type="checkbox"/>	<input type="checkbox"/>			<input type="checkbox"/>	
	600	<input type="checkbox"/>					
	750						
	1250						
GSV520	400	<input checked="" type="checkbox"/>	<input type="checkbox"/>	<input type="checkbox"/>		<input type="checkbox"/>	<input type="checkbox"/>
	500	<input type="checkbox"/>	<input type="checkbox"/>				
	600						
	750						
	1250						

*(continued on next page)*

# Orange Peel Grapples Technical Specifications

## Matching – Wheeled Excavators *(continued)*

1800 kg/m<sup>3</sup> (3000 lb/yd<sup>3</sup>)     
  1200 kg/m<sup>3</sup> (2000 lb/yd<sup>3</sup>)     
  600 kg/m<sup>3</sup> (1000 lb/yd<sup>3</sup>)     
  No Match

### M316F *(continued)*

Undercarriage		Rear Blade						
Counterweight		3.7 mt						
Boom Type		1 PC			VA			
Stick Length		2.10 m (6'11")	2.40 m (7'10")	2.60 m (8'6")	3.10 m (10'2")	2.10 m (6'11")	2.40 m (7'10")	3.10 m (10'2")
GSH15B-4	600							
	800							
GSH15B-5	400							
	500							
	600							
GSH420	800							
	500	○	○		○	○		○
	600	○			○			
GSH520	750							
	500							
	600							
GSV520 GC	750							
	400	●	○	○	●	○	○	○
	500	○	○		○			
	600							
	750							
GSV520	1250							
	400	○	○	○	○	○		○
	500	○			○			
	600							
	750							
	1250							

*(continued on next page)*

# Orange Peel Grapples Technical Specifications

## Matching – Wheeled Excavators *(continued)*

1800 kg/m<sup>3</sup> (3000 lb/yd<sup>3</sup>)     
  1200 kg/m<sup>3</sup> (2000 lb/yd<sup>3</sup>)     
  600 kg/m<sup>3</sup> (1000 lb/yd<sup>3</sup>)     
  No Match

### M317D2

Undercarriage		Front Outriggers; Rear Blade							
Counterweight		3.5 mt				3.9 mt			
Boom Type		1 PC		VA		1 PC		VA	
Stick Length		2.40 m (7'10")	2.60 m (8'6")	2.40 m (7'10")	2.60 m (8'6")	2.40 m (7'10")	2.60 m (8'6")	2.40 m (7'10")	2.60 m (8'6")
GSH15B-4	600	●	●	●	●	●	●	●	●
	800	●	○	○	○	●	○	●	○
GSH15B-5	400	●	●	●	●	●	●	●	●
	500	●	●	●	●	●	●	●	●
	600	●	●	●	●	●	●	●	●
	800	○	○	○	○	○	○	○	○
GSH420	500	●	●	●	●	●	●	●	●
	600	●	●	●	●	●	●	●	●
	750	●	●	●	●	●	●	●	●
GSH520	500	●	●	●	●	●	●	●	●
	600	●	●	●	●	●	●	●	●
	750	●	○	○	○	●	○	●	○
GSV520 GC	400	●	●	●	●	●	●	●	●
	500	●	●	●	●	●	●	●	●
	600	●	●	●	●	●	●	●	●
	750	●	○	●	○	●	○	●	○
	1250	◇	◇	◇	◇	◇	◇	◇	◇
GSV520	400	●	●	●	●	●	●	●	●
	500	●	●	●	●	●	●	●	●
	600	●	●	●	●	●	●	●	●
	750	●	○	●	○	●	○	●	○
	1250	◇	◇	◇	◇	◇	◇	◇	◇

*(continued on next page)*

# Orange Peel Grapples Technical Specifications

## Matching – Wheeled Excavators *(continued)*

1800 kg/m<sup>3</sup> (3000 lb/yd<sup>3</sup>)     
  1200 kg/m<sup>3</sup> (2000 lb/yd<sup>3</sup>)     
  600 kg/m<sup>3</sup> (1000 lb/yd<sup>3</sup>)     
  No Match

### M317D2 *(continued)*

Undercarriage		Rear Blade							
		3.5 mt			3.9 mt				
Counterweight		1 PC		VA		1 PC		VA	
Boom Type		1 PC		VA		1 PC		VA	
Stick Length		2.40 m (7'10")	2.60 m (8'6")	2.40 m (7'10")	2.40 m (7'10")	2.60 m (8'6")	2.40 m (7'10")	2.60 m (8'6")	
GSH15B-4	600				○				
	800								
GSH15B-5	400				○				
	500								
	600								
	800								
GSH420	500	○	○		○	○	○	○	
	600				○	○			
	750								
GSH520	500				○				
	600								
	750								
GSV520 GC	400	○	○	○	●	●	○	○	
	500	○			○	○	○		
	600				○				
	750								
	1250								
GSV520	400	○	○		●	○	○	○	
	500				○	○			
	600								
	750								
	1250								

*(continued on next page)*

# Orange Peel Grapples Technical Specifications

## Matching – Wheeled Excavators *(continued)*

1800 kg/m<sup>3</sup> (3000 lb/yd<sup>3</sup>)     
  1200 kg/m<sup>3</sup> (2000 lb/yd<sup>3</sup>)     
  600 kg/m<sup>3</sup> (1000 lb/yd<sup>3</sup>)     
  No Match

### M317F

Undercarriage	Front (parallel) Blade; Rear Outriggers			Front Outriggers; Rear (parallel) Blade		
Counterweight	4.3 mt			4.3 mt		
Boom Type	Offset		VA	Offset	VA	
Stick Length	2.45 m (8'0")	2.45 m (8'0")	2.60 m (8'6")	2.45 m (8'0")	2.45 m (8'0")	2.60 m (8'6")
GSH15B-4	600	●	●	●	●	●
	800	●	●	○	●	○
GSH15B-5	400	●	●	●	●	●
	500	●	●	○	●	○
	600	●	●	○	●	○
GSH420	800	○	○		○	○
	500	●	●	●	●	●
	600	●	●	●	●	●
GSH520	750	●	●	○	●	○
	500	●	●	●	●	●
GSV520 GC	600	●	●	○	●	○
	750	○	●		○	●
GSV520	400	●	●	●	●	●
	500	●	●	●	●	●
	600	●	●	●	●	●
	750	●	●	○	●	○
	1250	◇	◇	◇	◇	◇
GSV520	400	●	●	●	●	●
	500	●	●	●	●	●
	600	●	●	○	●	○
	750	●	●	○	●	○
	1250	◇	◇	◇	◇	◇

*(continued on next page)*

# Orange Peel Grapples Technical Specifications

## Matching – Wheeled Excavators (continued)

1800 kg/m<sup>3</sup> (3000 lb/yd<sup>3</sup>)     
  1200 kg/m<sup>3</sup> (2000 lb/yd<sup>3</sup>)     
  600 kg/m<sup>3</sup> (1000 lb/yd<sup>3</sup>)     
  No Match

### M317F (continued)

Undercarriage	Rear (parallel) Blade			Wide Axle - Rear (parallel) Blade		
Counterweight	4.3 mt			4.3 mt		
Boom Type	Offset		VA	Offset	VA	
Stick Length	2.45 m (8'0")	2.45 m (8'0")	2.60 m (8'6")	2.45 m (8'0")	2.45 m (8'0")	2.60 m (8'6")
GSH15B-4	600			○	○	●
	800					○
GSH15B-5	400			○	○	●
	500				○	○
	600					○
	800					
GSH420	500	○	○	○	●	●
	600		○		○	●
	750				○	○
GSH520	500			○	○	●
	600				○	○
	750					
GSV520 GC	400	○	●	○	●	●
	500		○	○	○	●
	600				○	●
	750					○
	1250					◇
GSV520	400	○	○	○	●	●
	500		○		○	○
	600					○
	750					○
	1250					◇

### M318D

Undercarriage	Front and Rear Outriggers								
Counterweight	4.0 mt								
Boom Type	1 PC				VA				
Stick Length	2.20 m (7'3")	2.50 m (8'2")	2.80 m (9'2")	3.30 m (10'10")	2.20 m (7'3")	2.50 m (8'2")	2.80 m (9'2")	3.30 m (10'10")	
GSH425	750	●	●	○	●	●	○	○	●
	950	●	○	○	○	●	○		○
	1150	●	○		○	●			
GSH525	750	●	○		○	●	○		○
	950	●	○		○	●			
	1150	●				○			
GSV525	750	●	●	○	●	●	○		○
	950	●	○		○	●			
	1150	●				○			

(continued on next page)

# Orange Peel Grapples Technical Specifications

## Matching – Wheeled Excavators *(continued)*

1800 kg/m<sup>3</sup> (3000 lb/yd<sup>3</sup>)     
  1200 kg/m<sup>3</sup> (2000 lb/yd<sup>3</sup>)     
  600 kg/m<sup>3</sup> (1000 lb/yd<sup>3</sup>)     
  No Match

### M318D *(continued)*

Undercarriage	Front Outriggers							
Counterweight	4.0 mt							
Boom Type	1 PC				VA			
Stick Length	2.20 m (7'3")	2.50 m (8'2")	2.80 m (9'2")	3.30 m (10'10")	2.20 m (7'3")	2.50 m (8'2")	2.80 m (9'2")	3.30 m (10'10")
GSH425	750	○	○	○	○	○	○	○
	950	○				○		
	1150							
GSH525	750	○						
	950							
	1150							
GSV525	750	○		○	○			○
	950							
	1150							

### M318D *(continued)*

Undercarriage	Rear Blade; Front Outriggers								
Counterweight	4.0 mt								
Boom Type	1 PC				VA				
Stick Length	2.20 m (7'3")	2.50 m (8'2")	2.80 m (9'2")	3.30 m (10'10")	2.20 m (7'3")	2.50 m (8'2")	2.80 m (9'2")	3.30 m (10'10")	
GSH425	750	●	●	○	●	●	○	○	●
	950	●	○	○	○	●	○		○
	1150	○	○		○	○			
GSH525	750	●	○		○	●	○		○
	950	○	○		○	○			
	1150	○				○			
GSV525	750	●	●	○	●	●	○		○
	950	○	○		○	○			
	1150	○				○			

### M318D MH

Undercarriage	Front and Rear Outriggers								
Counterweight	4.0 mt								
Boom Type	1 PC				VA				
Stick Length	2.20 m (7'3")	2.50 m (8'2")	2.80 m (9'2")	3.30 m (10'10")	2.20 m (7'3")	2.50 m (8'2")	2.80 m (9'2")	3.30 m (10'10")	
GSH425	750	●	●	○	●	●	○	○	●
	950	●	○	○	○	●	○		○
	1150	●	○		○	●			
GSH525	750	●	●	○	○	●	○		○
	950	●	○		○	●			
	1150	●				○			
GSV525	750	●	●	○	●	●	○		○
	950	●	○		○	●			
	1150	●				○			

*(continued on next page)*



# Orange Peel Grapples Technical Specifications

## Matching – Wheeled Excavators *(continued)*

1800 kg/m<sup>3</sup> (3000 lb/yd<sup>3</sup>)     
  1200 kg/m<sup>3</sup> (2000 lb/yd<sup>3</sup>)     
  600 kg/m<sup>3</sup> (1000 lb/yd<sup>3</sup>)     
  No Match

### M318D MH *(continued)*

Undercarriage		MH (2 sets outriggers)							
Counterweight		4.0 mt							
Boom Type		1 PC				VA			
Stick Length		2.20 m (7'3")	2.50 m (8'2")	2.80 m (9'2")	3.30 m (10'10")	2.20 m (7'3")	2.50 m (8'2")	2.80 m (9'2")	3.30 m (10'10")
GSH425	750	●	●	○	●	●	○	○	●
	950	●	○	○	○	●	○		○
	1150	●	○		○	●			
GSH525	750	●	●	○	○	●	○		○
	950	●	○		○	●			
	1150	●				○			
GSV525	750	●	●	○	●	●	○		○
	950	●	○		○	●			
	1150	●				○			

### M318D MH *(continued)*

Undercarriage		Rear Blade; Front Outriggers							
Counterweight		4.0 mt							
Boom Type		1 PC				VA			
Stick Length		2.20 m (7'3")	2.50 m (8'2")	2.80 m (9'2")	3.30 m (10'10")	2.20 m (7'3")	2.50 m (8'2")	2.80 m (9'2")	3.30 m (10'10")
GSH425	750	●	●	○	●	●	○	○	●
	950	●	○	○	○	●	○		○
	1150	○	○		○	○			
GSH525	750	●	●	○	○	●	○		○
	950	●	○		○	○			
	1150	○				○			
GSV525	750	●	●	○	●	●	○		○
	950	●	○		○	●			
	1150	○				○			

### M318D MH *(continued)*

Undercarriage		MH Narrow (2 sets outriggers)							
Counterweight		4.0 mt							
Boom Type		1 PC				VA			
Stick Length		2.20 m (7'3")	2.50 m (8'2")	2.80 m (9'2")	3.30 m (10'10")	2.20 m (7'3")	2.50 m (8'2")	2.80 m (9'2")	3.30 m (10'10")
GSH425	750	●	●	○	●	●	○	○	●
	950	●	○	○	○	●	○		○
	1150	●	○		○	●			
GSH525	750	●	●	○	○	●	○		○
	950	●	○		○	●			
	1150	●				○			
GSV525	750	●	●	○	●	●	○		○
	950	●	○		○	●			
	1150	●				○			

*(continued on next page)*

# Orange Peel Grapples Technical Specifications

## Matching – Wheeled Excavators *(continued)*

1800 kg/m<sup>3</sup> (3000 lb/yd<sup>3</sup>)     
  1200 kg/m<sup>3</sup> (2000 lb/yd<sup>3</sup>)     
  600 kg/m<sup>3</sup> (1000 lb/yd<sup>3</sup>)     
  No Match

### M318F

Undercarriage		Front and Rear Outriggers							
Counterweight		3.4 mt							
Boom Type		1 PC				VA			
Stick Length		2.10 m (6'11")	2.40 m (7'10")	2.60 m (8'6")	3.10 m (10'2")	2.10 m (6'11")	2.40 m (7'10")	2.60 m (8'6")	3.10 m (10'2")
GSH15B-4	600	●	●	●	●	●	●	●	●
	800	●	●	●	●	●	●	●	●
GSH15B-5	400	●	●	●	●	●	●	●	●
	500	●	●	●	●	●	●	●	●
	600	●	●	●	●	●	●	●	●
GSH420	800	●	●	○	●	●	●	○	●
	500	●	●	●	●	●	●	●	●
	600	●	●	●	●	●	●	●	●
GSH520	750	●	●	●	●	●	●	●	●
	500	●	●	●	●	●	●	●	●
	600	●	●	●	●	●	●	●	●
GSV520 GC	750	●	●	●	●	●	●	●	●
	400	●	●	●	●	●	●	●	●
	500	●	●	●	●	●	●	●	●
	600	●	●	●	●	●	●	●	●
	750	●	●	●	●	●	●	●	●
GSV520	1250	◇	◇	◇	◇	◇	◇	◇	◇
	400	●	●	●	●	●	●	●	●
	500	●	●	●	●	●	●	●	●
	600	●	●	●	●	●	●	●	●
	750	●	●	●	●	●	●	●	●
	1250	◇	◇	◇	◇	◇	◇	◇	◇

*(continued on next page)*

# Orange Peel Grapples Technical Specifications

## Matching – Wheeled Excavators *(continued)*

1800 kg/m<sup>3</sup> (3000 lb/yd<sup>3</sup>)     
  1200 kg/m<sup>3</sup> (2000 lb/yd<sup>3</sup>)     
  600 kg/m<sup>3</sup> (1000 lb/yd<sup>3</sup>)     
  No Match

### M318F *(continued)*

Undercarriage		Front and Rear Outriggers							
Counterweight		3.9 mt							
Boom Type		1 PC				VA			
Stick Length		2.10 m (6'11")	2.40 m (7'10")	2.60 m (8'6")	3.10 m (10'2")	2.10 m (6'11")	2.40 m (7'10")	2.60 m (8'6")	3.10 m (10'2")
GSH15B-4	600	●	●	●	●	●	●	●	●
	800	●	●	●	●	●	●	●	●
GSH15B-5	400	●	●	●	●	●	●	●	●
	500	●	●	●	●	●	●	●	●
	600	●	●	●	●	●	●	●	●
GSH420	800	●	●	○	●	●	●	○	●
	500	●	●	●	●	●	●	●	●
	600	●	●	●	●	●	●	●	●
GSH520	750	●	●	●	●	●	●	●	●
	500	●	●	●	●	●	●	●	●
	600	●	●	●	●	●	●	●	●
GSV520 GC	750	●	●	●	●	●	●	●	●
	400	●	●	●	●	●	●	●	●
	500	●	●	●	●	●	●	●	●
	600	●	●	●	●	●	●	●	●
	750	●	●	●	●	●	●	●	●
GSV520	1250	◇	◇	◇	◇	◇	◇	◇	◇
	400	●	●	●	●	●	●	●	●
	500	●	●	●	●	●	●	●	●
	600	●	●	●	●	●	●	●	●
	750	●	●	●	●	●	●	●	●
	1250	◇	◇	◇	◇	◇	◇	◇	◇

*(continued on next page)*

# Orange Peel Grapples Technical Specifications

## Matching – Wheeled Excavators *(continued)*

1800 kg/m<sup>3</sup> (3000 lb/yd<sup>3</sup>)     
  1200 kg/m<sup>3</sup> (2000 lb/yd<sup>3</sup>)     
  600 kg/m<sup>3</sup> (1000 lb/yd<sup>3</sup>)     
  No Match

### M318F *(continued)*

Undercarriage		Front Outriggers; Rear Blade							
Counterweight		3.4 mt							
Boom Type		1 PC				VA			
Stick Length		2.10 m (6'11")	2.40 m (7'10")	2.60 m (8'6")	3.10 m (10'2")	2.10 m (6'11")	2.40 m (7'10")	2.60 m (8'6")	3.10 m (10'2")
GSH15B-4	600	●	●	●	●	●	●	●	●
	800	●	●	●	●	●	●	○	●
GSH15B-5	400	●	●	●	●	●	●	●	●
	500	●	●	●	●	●	●	●	●
	600	●	●	●	●	●	●	●	●
	800	●	○	○	○	○	○	○	○
GSH420	500	●	●	●	●	●	●	●	●
	600	●	●	●	●	●	●	●	●
	750	●	●	●	●	●	●	●	●
GSH520	500	●	●	●	●	●	●	●	●
	600	●	●	●	●	●	●	●	●
	750	●	●	○	●	●	○	○	○
GSV520 GC	400	●	●	●	●	●	●	●	●
	500	●	●	●	●	●	●	●	●
	600	●	●	●	●	●	●	●	●
	750	●	●	●	●	●	●	●	●
	1250	◇	◇	◇	◇	◇	◇	◇	◇
GSV520	400	●	●	●	●	●	●	●	●
	500	●	●	●	●	●	●	●	●
	600	●	●	●	●	●	●	●	●
	750	●	●	●	●	●	●	○	●
	1250	◇	◇	◇	◇	◇	◇	◇	◇

*(continued on next page)*

# Orange Peel Grapples Technical Specifications

## Matching – Wheeled Excavators *(continued)*

1800 kg/m<sup>3</sup> (3000 lb/yd<sup>3</sup>)     
  1200 kg/m<sup>3</sup> (2000 lb/yd<sup>3</sup>)     
  600 kg/m<sup>3</sup> (1000 lb/yd<sup>3</sup>)     
  No Match

### M318F *(continued)*

Undercarriage		Front Outriggers; Rear Blade							
Counterweight		3.9 mt							
Boom Type		1 PC				VA			
Stick Length		2.10 m (6'11")	2.40 m (7'10")	2.60 m (8'6")	3.10 m (10'2")	2.10 m (6'11")	2.40 m (7'10")	2.60 m (8'6")	3.10 m (10'2")
GSH15B-4	600	●	●	●	●	●	●	●	●
	800	●	●	●	●	●	●	●	●
GSH15B-5	400	●	●	●	●	●	●	●	●
	500	●	●	●	●	●	●	●	●
	600	●	●	●	●	●	●	●	●
GSH420	800	●	●	○	●	●	○	○	○
	500	●	●	●	●	●	●	●	●
	600	●	●	●	●	●	●	●	●
GSH520	750	●	●	●	●	●	●	●	●
	500	●	●	●	●	●	●	●	●
	600	●	●	●	●	●	●	●	●
GSV520 GC	750	●	●	●	●	●	●	●	●
	400	●	●	●	●	●	●	●	●
	500	●	●	●	●	●	●	●	●
	600	●	●	●	●	●	●	●	●
	750	●	●	●	●	●	●	●	●
GSV520	1250	◇	◇	◇	◇	◇	◇	◇	◇
	400	●	●	●	●	●	●	●	●
	500	●	●	●	●	●	●	●	●
	600	●	●	●	●	●	●	●	●
	750	●	●	●	●	●	●	●	●
	1250	◇	◇	◇	◇	◇	◇	◇	◇

*(continued on next page)*

# Orange Peel Grapples Technical Specifications

## Matching – Wheeled Excavators *(continued)*

1800 kg/m<sup>3</sup> (3000 lb/yd<sup>3</sup>)     
  1200 kg/m<sup>3</sup> (2000 lb/yd<sup>3</sup>)     
  600 kg/m<sup>3</sup> (1000 lb/yd<sup>3</sup>)     
  No Match

### M318F *(continued)*

Undercarriage		Rear Blade							
Counterweight		3.4 mt							
Boom Type		1 PC				VA			
Stick Length		2.10 m (6'11")	2.40 m (7'10")	2.60 m (8'6")	3.10 m (10'2")	2.10 m (6'11")	2.40 m (7'10")	2.60 m (8'6")	3.10 m (10'2")
GSH15B-4	600	<input type="checkbox"/>			<input type="checkbox"/>				
	800								
GSH15B-5	400	<input type="checkbox"/>			<input type="checkbox"/>				
	500								
	600								
GSH420	500	<input type="checkbox"/>	<input type="checkbox"/>	<input type="checkbox"/>	<input type="checkbox"/>	<input type="checkbox"/>	<input type="checkbox"/>		<input type="checkbox"/>
	600	<input type="checkbox"/>			<input type="checkbox"/>				
	750								
GSH520	500	<input type="checkbox"/>			<input type="checkbox"/>				
	600								
	750								
GSV520 GC	400	<input checked="" type="checkbox"/>	<input checked="" type="checkbox"/>	<input type="checkbox"/>	<input checked="" type="checkbox"/>	<input checked="" type="checkbox"/>	<input type="checkbox"/>	<input type="checkbox"/>	<input checked="" type="checkbox"/>
	500	<input type="checkbox"/>	<input type="checkbox"/>	<input type="checkbox"/>	<input type="checkbox"/>	<input type="checkbox"/>			<input type="checkbox"/>
	600	<input type="checkbox"/>			<input type="checkbox"/>				
	750								
	1250								
GSV520	400	<input checked="" type="checkbox"/>	<input type="checkbox"/>	<input type="checkbox"/>	<input checked="" type="checkbox"/>	<input type="checkbox"/>	<input type="checkbox"/>		<input type="checkbox"/>
	500	<input type="checkbox"/>	<input type="checkbox"/>		<input type="checkbox"/>	<input type="checkbox"/>			<input type="checkbox"/>
	600	<input type="checkbox"/>							
	750								
	1250								

*(continued on next page)*

# Orange Peel Grapples Technical Specifications

## Matching – Wheeled Excavators *(continued)*

1800 kg/m<sup>3</sup> (3000 lb/yd<sup>3</sup>)     
  1200 kg/m<sup>3</sup> (2000 lb/yd<sup>3</sup>)     
  600 kg/m<sup>3</sup> (1000 lb/yd<sup>3</sup>)     
  No Match

### M318F *(continued)*

Undercarriage		Rear Blade							
Counterweight		3.9 mt							
Boom Type		1 PC				VA			
Stick Length		2.10 m (6'11")	2.40 m (7'10")	2.60 m (8'6")	3.10 m (10'2")	2.10 m (6'11")	2.40 m (7'10")	2.60 m (8'6")	3.10 m (10'2")
GSH15B-4	600	○	○	○	○	○			○
	800								
GSH15B-5	400	●	○	○	○	○			○
	500	○	○		○				
	600								
	800								
GSH420	500	●	●	○	●	○	○	○	○
	600	○	○	○	○	○	○		○
	750	○			○				
GSH520	500	○	○	○	○	○			○
	600	○			○				
	750								
GSV520 GC	400	●	●	●	●	●	●	●	●
	500	●	○	○	●	○	○	○	○
	600	○	○	○	○	○			○
	750	○							
	1250	◇							
GSV520	400	●	●	●	●	●	○	○	●
	500	●	○	○	○	○	○	○	○
	600	○	○		○	○			○
	750								
	1250								

*(continued on next page)*

# Orange Peel Grapples Technical Specifications

## Matching – Wheeled Excavators *(continued)*

1800 kg/m<sup>3</sup> (3000 lb/yd<sup>3</sup>)     
  1200 kg/m<sup>3</sup> (2000 lb/yd<sup>3</sup>)     
  600 kg/m<sup>3</sup> (1000 lb/yd<sup>3</sup>)     
  No Match

### M320D2

Undercarriage		Front and Rear Outriggers				Front Outriggers; Rear Blade			
Counterweight		4.0 mt				4.0 mt			
Boom Type		1 PC		VA		1 PC		VA	
Stick Length		2.50 m (8'2")	2.80 m (9'2")	2.50 m (8'2")	2.80 m (9'2")	2.50 m (8'2")	2.80 m (9'2")	2.50 m (8'2")	2.80 m (9'2")
GSH15B-4	600	●	●	●	●	●	●	●	●
	800	●	●	●	○	●	●	●	○
GSH15B-5	400	●	●	●	●	●	●	●	●
	500	●	●	●	●	●	●	●	●
	600	●	●	●	●	●	●	●	●
	800	●	○	○	○	●	○	○	○
GSH420	500	●	●	●	●	●	●	●	●
	600	●	●	●	●	●	●	●	●
	750	●	●	●	●	●	●	●	●
GSH425	750	●	○	○	○	●	○	○	○
	950	○	○	○		○	○	○	
	1150	○				○			
GSH520	500	●	●	●	●	●	●	●	●
	600	●	●	●	●	●	●	●	●
	750	●	●	●	○	●	●	●	○
GSH525	750	○		○		○		○	
	950	○				○			
GSV520 GC	400	●	●	●	●	●	●	●	●
	500	●	●	●	●	●	●	●	●
	600	●	●	●	●	●	●	●	●
	750	●	●	●	○	●	●	●	○
	1250	◇	◇	◇	◇	◇	◇	◇	◇
GSV520	400	●	●	●	●	●	●	●	●
	500	●	●	●	●	●	●	●	●
	600	●	●	●	●	●	●	●	●
	750	●	●	●	○	●	●	●	○
	1250	◇	◇	◇	◇	◇	◇	◇	◇
GSV525	600	●	○	●	○	●	○	●	○
	750	●	○	○		●	○	○	
	950	○				○			
	1150								
	1550	◇				◇			

*(continued on next page)*



# Orange Peel Grapples Technical Specifications

## Matching – Wheeled Excavators *(continued)*

1800 kg/m<sup>3</sup> (3000 lb/yd<sup>3</sup>)     
  1200 kg/m<sup>3</sup> (2000 lb/yd<sup>3</sup>)     
  600 kg/m<sup>3</sup> (1000 lb/yd<sup>3</sup>)     
  No Match

### M320D2 *(continued)*

Undercarriage		Rear Blade			
Counterweight		4.0 mt			
Boom Type		1 PC		VA	
Stick Length		2.50 m (8'2")	2.80 m (9'2")	2.50 m (8'2")	2.80 m (9'2")
GSH15B-4	600	○	○	○	○
	800				
GSH15B-5	400	○	○	○	○
	500	○		○	
	600				
	800				
GSH420	500	●	○	●	○
	600	○	○	○	○
	750	○		○	
GSH425	750				
	950				
	1150				
GSH520	500	○	○	○	○
	600	○			
	750				
GSH525	750				
	950				
GSV520 GC	400	●	●	●	●
	500	●	○	●	○
	600	○	○	○	○
	750				
	1250	◇			
GSV520	400	●	●	●	●
	500	○	○	○	○
	600	○	○	○	
	750				
	1250				
GSV525	600				
	750				
	950				
	1150				
1550					

*(continued on next page)*

# Orange Peel Grapples Technical Specifications

## Matching – Wheeled Excavators *(continued)*

1800 kg/m<sup>3</sup> (3000 lb/yd<sup>3</sup>)     
  1200 kg/m<sup>3</sup> (2000 lb/yd<sup>3</sup>)     
  600 kg/m<sup>3</sup> (1000 lb/yd<sup>3</sup>)     
  No Match

### M320F

Undercarriage		Front and Rear Outriggers							
Counterweight		3.7 mt						4.2 mt	
Boom Type		1 PC			VA			1 PC	
Stick Length		2.50 m (8'2")	2.80 m (9'2")	3.30 m (10'10")	2.50 m (8'2")	2.80 m (9'2")	3.30 m (10'10")	2.50 m (8'2")	2.80 m (9'2")
GSH15B-4	600	●	●	●	●	●	●	●	●
	800	●	●	●	●	●	●	●	●
GSH15B-5	400	●	●	●	●	●	●	●	●
	500	●	●	●	●	●	●	●	●
	600	●	●	●	●	●	●	●	●
GSH420	800	●	●	●	●	○	●	●	●
	500	●	●	●	●	●	●	●	●
	600	●	●	●	●	●	●	●	●
GSH425	750	●	●	●	●	●	●	●	●
	750	●	●	●	●	○	●	●	●
	950	●	○	●	○	○	○	●	○
GSH520	1150	○	○	○	○	○	○	○	○
	500	●	●	●	●	●	●	●	●
	600	●	●	●	●	●	●	●	●
GSH525	750	●	●	●	●	●	●	●	●
	750	●	○	●	●	○	●	●	○
	950	○	○	○	○	○	○	○	○
GSV520 GC	1150	○	○	○	○	○	○	○	○
	400	●	●	●	●	●	●	●	●
	500	●	●	●	●	●	●	●	●
	600	●	●	●	●	●	●	●	●
	750	●	●	●	●	●	●	●	●
GSV520	1250	◇	◇	◇	◇	◇	◇	◇	◇
	400	●	●	●	●	●	●	●	●
	500	●	●	●	●	●	●	●	●
	600	●	●	●	●	●	●	●	●
	750	●	●	●	●	●	●	●	●
GSV525	1250	◇	◇	◇	◇	◇	◇	◇	◇
	600	●	●	●	●	○	●	●	●
	750	●	○	●	●	○	●	●	○
	950	●	○	○	○	○	○	●	○
	1150	○	○	○	○	○	○	○	○
1550	◇	◇	◇	◇	◇	◇	◇	◇	

*(continued on next page)*

# Orange Peel Grapples Technical Specifications

## Matching – Wheeled Excavators *(continued)*

1800 kg/m<sup>3</sup> (3000 lb/yd<sup>3</sup>)     
  1200 kg/m<sup>3</sup> (2000 lb/yd<sup>3</sup>)     
  600 kg/m<sup>3</sup> (1000 lb/yd<sup>3</sup>)     
  No Match

### M320F *(continued)*

Undercarriage		Front and Rear Outriggers				Front Outriggers; Rear Blade			
Counterweight		4.2 mt				3.7 mt			
Boom Type		1 PC	VA		1 PC		VA		
Stick Length		3.30 m (10'10")	2.50 m (8'2")	2.80 m (9'2")	3.30 m (10'10")	2.50 m (8'2")	2.80 m (9'2")	3.30 m (10'10")	2.50 m (8'2")
GSH15B-4	600	●	●	●	●	●	●	●	●
	800	●	●	●	●	●	●	●	●
GSH15B-5	400	●	●	●	●	●	●	●	●
	500	●	●	●	●	●	●	●	●
	600	●	●	●	●	●	●	●	●
	800	●	●	○	●	○	○	○	○
GSH420	500	●	●	●	●	●	●	●	●
	600	●	●	●	●	●	●	●	●
	750	●	●	●	●	●	●	●	●
GSH425	750	●	●	○	●	○	○	●	○
	950	●	○	○	○	○		○	○
	1150	○	○		○				
GSH520	500	●	●	●	●	●	●	●	●
	600	●	●	●	●	●	●	●	●
	750	●	●	●	●	●	○	●	●
GSH525	750	●	●	○	●	○		○	○
	950	○	○		○				
	1150	○							
GSV520 GC	400	●	●	●	●	●	●	●	●
	500	●	●	●	●	●	●	●	●
	600	●	●	●	●	●	●	●	●
	750	●	●	●	●	●	●	●	●
	1250	◇	◇	◇	◇	◇	◇	◇	◇
GSV520	400	●	●	●	●	●	●	●	●
	500	●	●	●	●	●	●	●	●
	600	●	●	●	●	●	●	●	●
	750	●	●	●	●	●	●	●	●
	1250	◇	◇	◇	◇	◇	◇	◇	◇
GSV525	600	●	●	○	●	●	○	●	●
	750	●	●	○	●	○	○	○	○
	950	○	○		○				
	1150	○			○				
	1550	◇	◇		◇			◇	

*(continued on next page)*

# Orange Peel Grapples Technical Specifications

## Matching – Wheeled Excavators *(continued)*

1800 kg/m<sup>3</sup> (3000 lb/yd<sup>3</sup>)     
  1200 kg/m<sup>3</sup> (2000 lb/yd<sup>3</sup>)     
  600 kg/m<sup>3</sup> (1000 lb/yd<sup>3</sup>)     
  No Match

### M320F *(continued)*

Undercarriage		Front Outriggers; Rear Blade							
Counterweight		3.7 mt			4.2 mt				
Boom Type		VA		1 PC			VA		
Stick Length		2.80 m (9'2")	3.30 m (10'10")	2.50 m (8'2")	2.80 m (9'2")	3.30 m (10'10")	2.50 m (8'2")	2.80 m (9'2")	3.30 m (10'10")
GSH15B-4	600	●	●	●	●	●	●	●	●
	800	●	●	●	●	●	●	●	●
GSH15B-5	400	●	●	●	●	●	●	●	●
	500	●	●	●	●	●	●	●	●
	600	●	●	●	●	●	●	●	●
	800	○	○	●	○	●	●	●	○
GSH420	500	●	●	●	●	●	●	●	●
	600	●	●	●	●	●	●	●	●
	750	●	●	●	●	●	●	●	●
GSH425	750	○	●	●	●	●	●	○	●
	950		○	○	○	○	○	○	○
	1150			○		○	○		○
GSH520	500	●	●	●	●	●	●	●	●
	600	●	●	●	●	●	●	●	●
	750	○	●	●	●	●	●	●	●
GSH525	750		○	○	○	○	○	○	○
	950			○		○	○		○
	1150								
GSV520 GC	400	●	●	●	●	●	●	●	●
	500	●	●	●	●	●	●	●	●
	600	●	●	●	●	●	●	●	●
	750	●	●	●	●	●	●	●	●
	1250	◇	◇	◇	◇	◇	◇	◇	◇
GSV520	400	●	●	●	●	●	●	●	●
	500	●	●	●	●	●	●	●	●
	600	●	●	●	●	●	●	●	●
	750	●	●	●	●	●	●	●	●
	1250	◇	◇	◇	◇	◇	◇	◇	◇
GSV525	600	○	●	●	●	●	●	○	●
	750	○	○	○	○	●	○	○	●
	950			○		○	○		○
	1150								
	1550		◇	◇	◇	◇	◇		◇

*(continued on next page)*

# Orange Peel Grapples Technical Specifications

## Matching – Wheeled Excavators *(continued)*

1800 kg/m<sup>3</sup> (3000 lb/yd<sup>3</sup>)     
  1200 kg/m<sup>3</sup> (2000 lb/yd<sup>3</sup>)     
  600 kg/m<sup>3</sup> (1000 lb/yd<sup>3</sup>)     
  No Match

### M320F *(continued)*

Undercarriage		Rear Blade					
Counterweight		3.7 mt					
Boom Type		1 PC			VA		
Stick Length		2.50 m (8'2")	2.80 m (9'2")	3.30 m (10'10")	2.50 m (8'2")	2.80 m (9'2")	3.30 m (10'10")
GSH15B-4	600			○			○
	800						
GSH15B-5	400			○			○
	500			○			○
	600						
	800						
GSH420	500	○	○	●	○	○	●
	600	○		○	○		○
	750						
GSH425	750						
	950						
	1150						
GSH520	500			○			○
	600						
	750						
GSH525	750						
	950						
	1150						
GSV520 GC	400	●	○	●	●	○	●
	500	○	○	○	○	○	○
	600			○			○
	750						
	1250						
GSV520	400	○	○	●	○	○	●
	500	○		○	○		○
	600			○			○
	750						
	1250						
GSV525	600						
	750						
	950						
	1150						
1550							

*(continued on next page)*

# Orange Peel Grapples Technical Specifications

## Matching – Wheeled Excavators *(continued)*

1800 kg/m<sup>3</sup> (3000 lb/yd<sup>3</sup>)     
  1200 kg/m<sup>3</sup> (2000 lb/yd<sup>3</sup>)     
  600 kg/m<sup>3</sup> (1000 lb/yd<sup>3</sup>)     
  No Match

### M320F *(continued)*

Undercarriage		Rear Blade					
Counterweight		4.2 mt					
Boom Type		1 PC			VA		
Stick Length		2.50 m (8'2")	2.80 m (9'2")	3.30 m (10'10")	2.50 m (8'2")	2.80 m (9'2")	3.30 m (10'10")
GSH15B-4	600	○	○	○	○	○	○
	800			○			
GSH15B-5	400	○	○	●	○	○	●
	500	○		○	○		○
	600			○			○
	800						
GSH420	500	●	○	●	●	○	●
	600	○	○	●	○	○	○
	750	○		○	○		○
GSH425	750						
	950						
	1150						
GSH520	500	○	○	●	○	○	○
	600	○		○	○		○
	750						
GSH525	750						
	950						
	1150						
GSV520 GC	400	●	●	●	●	●	●
	500	●	○	●	●	○	●
	600	○	○	○	○	○	○
	750			○			○
	1250			◇			◇
GSV520	400	●	●	●	●	●	●
	500	○	○	●	○	○	●
	600	○	○	○	○		○
	750			○			
	1250			◇			◇
GSV525	600						
	750						
	950						
	1150						
GSV525	1550						

*(continued on next page)*

# Orange Peel Grapples Technical Specifications

## Matching – Wheeled Excavators (continued)

1800 kg/m<sup>3</sup> (3000 lb/yd<sup>3</sup>)     
  1200 kg/m<sup>3</sup> (2000 lb/yd<sup>3</sup>)     
  600 kg/m<sup>3</sup> (1000 lb/yd<sup>3</sup>)     
  No Match

### M322D

Undercarriage	Front and Rear Outriggers								
Counterweight	3.9 mt				4.4 mt				
Boom Type	1 PC		VA		1 PC		VA		
Stick Length	2.20 m (7'3")	2.50 m (8'2")	2.20 m (7'3")	2.50 m (8'2")	2.20 m (7'3")	2.50 m (8'2")	2.20 m (7'3")	2.50 m (8'2")	
GSH425	750	●	○	●	○	●	○	●	○
	950	●	○	○	○	●	○	○	○
	1150	○		○		○		○	
GSH525	750	●	○	●	○	●	○	●	○
	950	○		○		○		○	
GSV525	750	●	○	●	○	●	○	●	○
	950	○		○		○		○	
	1150	○				○			

### M322D (continued)

Undercarriage	Rear Blade; Front Outriggers				Rear Blade		
Counterweight	5.4 mt				3.9 mt		
Boom Type	1 PC		VA		1 PC		
Stick Length	2.20 m (7'3")	2.50 m (8'2")	2.20 m (7'3")	2.50 m (8'2")	2.20 m (7'3")	2.50 m (8'2")	
GSH425	750	●	○	●	○	●	○
	950	●	○	○	○	●	○
	1150	○		○		○	
GSH525	750	●	○	●	○	●	○
	950	○		○		○	
GSV525	750	●	○	●	○	●	○
	950	○		○		○	
	1150	○				○	

### M322D (continued)

Undercarriage	Rear Blade			
Counterweight	5.4 mt			
Boom Type	1 PC		VA	
Stick Length	2.20 m (7'3")	2.50 m (8'2")	2.20 m (7'3")	2.50 m (8'2")
GSH425	750	○	○	○
	950			○
	1150			
GSH525	750			
	950			
GSV525	750	○	○	
	950			
	1150			

(continued on next page)

# Orange Peel Grapples Technical Specifications

## Matching – Wheeled Excavators *(continued)*

1800 kg/m<sup>3</sup> (3000 lb/yd<sup>3</sup>)     
  1200 kg/m<sup>3</sup> (2000 lb/yd<sup>3</sup>)     
  600 kg/m<sup>3</sup> (1000 lb/yd<sup>3</sup>)     
  No Match

### M322D MH

Undercarriage		Rear Blade; Front Outriggers							
Counterweight		4.4 mt				5.4 mt			
Boom Type		1 PC		VA		1 PC		VA	
Stick Length		2.20 m (7'3")	2.50 m (8'2")	2.20 m (7'3")	2.50 m (8'2")	2.20 m (7'3")	2.50 m (8'2")	2.20 m (7'3")	2.50 m (8'2")
GSH425	750	●	○	●	○	●	○	●	○
	950	●	○	○	○	●	○	○	○
	1150	○		○		○		○	
GSH525	750	●	○	●	○	●	○	●	○
	950	○		○		○		○	
GSV525	750	●	○	●	○	●	○	●	○
	950	○		○		○		○	
	1150	○				○			

### M322D MH *(continued)*

Undercarriage		MH (2 sets outriggers)				
Counterweight		5.8 mt				
Boom Type		Barge		MH		
Stick Length		5.70 m (18'8")	7.10 m (23'4")	5.70 m (18'8")	7.00 m (23'0")	7.10 m (23'4")
GSH425	750	●	○	●	○	●
	950	○	○	○		○
	1150	○		○		
GSH525	750	○		●		○
	950	○		○		
GSV525	750	●	○	●		○
	950	○		○		○
	1150			○		

*(continued on next page)*



# Orange Peel Grapples Technical Specifications

## Matching – Wheeled Excavators *(continued)*

1800 kg/m<sup>3</sup> (3000 lb/yd<sup>3</sup>)     
  1200 kg/m<sup>3</sup> (2000 lb/yd<sup>3</sup>)     
  600 kg/m<sup>3</sup> (1000 lb/yd<sup>3</sup>)     
  No Match

### M322D2

Undercarriage		Front and Rear Outriggers							
		3.9 mt						4.4 mt	
Counterweight		1 PC			VA			1 PC	
Boom Type		2.20 m (7'3")	2.50 m (8'2")	2.90 m (9'6")	2.20 m (7'3")	2.50 m (8'2")	2.90 m (9'6")	2.20 m (7'3")	2.50 m (8'2")
Stick Length		2.20 m (7'3")	2.50 m (8'2")	2.90 m (9'6")	2.20 m (7'3")	2.50 m (8'2")	2.90 m (9'6")	2.20 m (7'3")	2.50 m (8'2")
GSH15B-4	600	●	●	●	●	●	●	●	●
	800	●	●	○	●	●	○	●	●
GSH15B-5	400	●	●	●	●	●	●	●	●
	500	●	●	●	●	●	○	●	●
	600	●	●	○	●	●	○	●	●
GSH420	800	●	○		●	○		●	○
	500	●	●	●	●	●	●	●	●
	600	●	●	●	●	●	●	●	●
GSH425	750	●	○	○	●	○	○	●	○
	950	●	○		○	○		●	○
GSH520	1150	○			○			○	
	500	●	●	●	●	●	●	●	●
	600	●	●	○	●	●	○	●	●
GSH525	750	●	●	○	●	●		●	●
	950	○			○			○	
	1150								
GSV520 GC	400	●	●	●	●	●	●	●	●
	500	●	●	●	●	●	●	●	●
	600	●	●	●	●	●	●	●	●
	750	●	●	○	●	●	○	●	●
	1250	◇	◇	◇	◇	◇	◇	◇	◇
GSV520	400	●	●	●	●	●	●	●	●
	500	●	●	●	●	●	●	●	●
	600	●	●	●	●	●	○	●	●
	750	●	●	○	●	●	○	●	●
	1250	◇	◇	◇	◇	◇	◇	◇	◇
GSV525	600	●	●		●	●		●	●
	750	●	○		●	○		●	○
	950	○			○			○	
	1150	○						○	
GSV525	1550	◇	◇		◇			◇	◇

*(continued on next page)*

# Orange Peel Grapples Technical Specifications

## Matching – Wheeled Excavators *(continued)*

1800 kg/m<sup>3</sup> (3000 lb/yd<sup>3</sup>)     
  1200 kg/m<sup>3</sup> (2000 lb/yd<sup>3</sup>)     
  600 kg/m<sup>3</sup> (1000 lb/yd<sup>3</sup>)     
  No Match

### M322D2 *(continued)*

Undercarriage		Front and Rear Outriggers							
Counterweight		4.4 mt				5.4 mt			
Boom Type		1 PC	VA			1 PC			VA
Stick Length		2.90 m (9'6")	2.20 m (7'3")	2.50 m (8'2")	2.90 m (9'6")	2.20 m (7'3")	2.50 m (8'2")	2.90 m (9'6")	2.20 m (7'3")
GSH15B-4	600	●	●	●	●	●	●	●	●
	800	○	●	●	○	●	●	○	●
GSH15B-5	400	●	●	●	●	●	●	●	●
	500	●	●	●	○	●	●	●	●
	600	○	●	●	○	●	●	○	●
	800		●	○		●	○		●
GSH420	500	●	●	●	●	●	●	●	●
	600	●	●	●	●	●	●	●	●
	750	○	●	●	○	●	●	○	●
GSH425	750		●	○		●	○		●
	950		○	○		●	○		○
	1150		○			○			○
GSH520	500	●	●	●	●	●	●	●	●
	600	○	●	●	○	●	●	○	●
	750	○	●	●		●	●	○	●
GSH525	750		●	○		●	○		●
	950		○			○			○
	1150								
GSV520 GC	400	●	●	●	●	●	●	●	●
	500	●	●	●	●	●	●	●	●
	600	●	●	●	●	●	●	●	●
	750	○	●	●	○	●	●	○	●
	1250	◇	◇	◇	◇	◇	◇	◇	◇
GSV520	400	●	●	●	●	●	●	●	●
	500	●	●	●	●	●	●	●	●
	600	●	●	●	○	●	●	●	●
	750	○	●	●	○	●	●	○	●
	1250	◇	◇	◇	◇	◇	◇	◇	◇
GSV525	600		●	●		●	●		●
	750		●	○		●	○		●
	950		○			○			○
	1150					○			
	1550		◇			◇	◇		◇

*(continued on next page)*

# Orange Peel Grapples Technical Specifications

## Matching – Wheeled Excavators *(continued)*

1800 kg/m<sup>3</sup> (3000 lb/yd<sup>3</sup>)     
  1200 kg/m<sup>3</sup> (2000 lb/yd<sup>3</sup>)     
  600 kg/m<sup>3</sup> (1000 lb/yd<sup>3</sup>)     
  No Match

### M322D2 *(continued)*

Undercarriage		Front and Rear Outriggers		Front Outriggers; Rear Blade					
Counterweight		5.4 mt		3.9 mt					
Boom Type		VA		1 PC			VA		
Stick Length		2.50 m (8'2")	2.90 m (9'6")	2.20 m (7'3")	2.50 m (8'2")	2.90 m (9'6")	2.20 m (7'3")	2.50 m (8'2")	2.90 m (9'6")
GSH15B-4	600	●	●	●	●	●	●	●	●
	800	●	○	●	●	○	●	●	○
GSH15B-5	400	●	●	●	●	●	●	●	●
	500	●	○	●	●	●	●	●	○
	600	●	○	●	●	○	●	●	○
	800	○		●	○		●	○	
GSH420	500	●	●	●	●	●	●	●	●
	600	●	●	●	●	●	●	●	●
	750	●	○	●	●	○	●	●	○
GSH425	750	○		●	○		●	○	
	950	○		●	○		○	○	
	1150			○			○		
GSH520	500	●	●	●	●	●	●	●	●
	600	●	○	●	●	○	●	●	○
	750	●		●	●	○	●	●	
GSH525	750	○		●	○		●	○	
	950			○			○		
	1150								
GSV520 GC	400	●	●	●	●	●	●	●	●
	500	●	●	●	●	●	●	●	●
	600	●	●	●	●	●	●	●	●
	750	●	○	●	●	○	●	●	○
	1250	◇	◇	◇	◇	◇	◇	◇	◇
GSV520	400	●	●	●	●	●	●	●	●
	500	●	●	●	●	●	●	●	●
	600	●	○	●	●	●	●	●	○
	750	●	○	●	●	○	●	●	○
	1250	◇	◇	◇	◇	◇	◇	◇	◇
GSV525	600	●		●	●		●	●	
	750	○		●	○		●	○	
	950			○			○		
	1150			○					
GSV525	1550			◇	◇		◇		

*(continued on next page)*

# Orange Peel Grapples Technical Specifications

## Matching – Wheeled Excavators *(continued)*

1800 kg/m<sup>3</sup> (3000 lb/yd<sup>3</sup>)     
  1200 kg/m<sup>3</sup> (2000 lb/yd<sup>3</sup>)     
  600 kg/m<sup>3</sup> (1000 lb/yd<sup>3</sup>)     
  No Match

### M322D2 *(continued)*

Undercarriage		Front Outriggers; Rear Blade							
Counterweight		4.4 mt						5.4 mt	
Boom Type		1 PC			VA			1 PC	
Stick Length		2.20 m (7'3")	2.50 m (8'2")	2.90 m (9'6")	2.20 m (7'3")	2.50 m (8'2")	2.90 m (9'6")	2.20 m (7'3")	2.50 m (8'2")
GSH15B-4	600	●	●	●	●	●	●	●	●
	800	●	●	○	●	●	○	●	●
GSH15B-5	400	●	●	●	●	●	●	●	●
	500	●	●	●	●	●	○	●	●
	600	●	●	○	●	●	○	●	●
GSH420	800	●	○		●	○		●	○
	500	●	●	●	●	●	●	●	●
	600	●	●	●	●	●	●	●	●
GSH425	750	●	○	○	●	○	○	●	○
	950	●	○		○	○		●	○
GSH520	1150	○			○			○	
	500	●	●	●	●	●	●	●	●
	600	●	●	○	●	●	○	●	●
GSH525	750	●	●	○	●	●		●	●
	950	○	○		○	○		○	○
	1150								
GSV520 GC	400	●	●	●	●	●	●	●	●
	500	●	●	●	●	●	●	●	●
	600	●	●	●	●	●	●	●	●
	750	●	●	○	●	●	○	●	●
	1250	◇	◇	◇	◇	◇	◇	◇	◇
GSV520	400	●	●	●	●	●	●	●	●
	500	●	●	●	●	●	●	●	●
	600	●	●	●	●	●	○	●	●
	750	●	●	○	●	●	○	●	●
	1250	◇	◇	◇	◇	◇	◇	◇	◇
GSV525	600	●	●		●	●		●	●
	750	●	○		●	○		●	○
	950	○			○			○	
	1150	○						○	
GSV525	1550	◇	◇		◇			◇	◇

*(continued on next page)*

# Orange Peel Grapples Technical Specifications

## Matching – Wheeled Excavators *(continued)*

1800 kg/m<sup>3</sup> (3000 lb/yd<sup>3</sup>)     
  1200 kg/m<sup>3</sup> (2000 lb/yd<sup>3</sup>)     
  600 kg/m<sup>3</sup> (1000 lb/yd<sup>3</sup>)     
  No Match

### M322D2 *(continued)*

Undercarriage	Front Outriggers; Rear Blade				Rear Blade			
Counterweight	5.4 mt				3.9 mt			
Boom Type	1 PC	VA			1 PC			VA
Stick Length	2.90 m (9'6")	2.20 m (7'3")	2.50 m (8'2")	2.90 m (9'6")	2.20 m (7'3")	2.50 m (8'2")	2.90 m (9'6")	2.20 m (7'3")
GSH15B-4	600	●	●	●	●	○	○	○
	800	○	●	●	○			
GSH15B-5	400	●	●	●	●	○	○	●
	500	●	●	●	○	○		○
	600	○	●	●	○			
	800		●	○				
GSH420	500	●	●	●	●	●	●	●
	600	●	●	●	●	●	●	○
	750	○	●	●	○	●	●	○
GSH425	750		●	○	●	○		
	950		○	○	●	○		
	1150		○		○			
GSH520	500	●	●	●	●	●	●	○
	600	○	●	●	○	●	●	○
	750	○	●	●		●	●	○
GSH525	750		●	○	●	○		
	950		○		○			
	1150				○			
GSV520 GC	400	●	●	●	●	●	●	●
	500	●	●	●	●	●	●	●
	600	●	●	●	●	●	●	○
	750	○	●	●	○	●	●	○
	1250	◇	◇	◇	◇	◇	◇	◇
GSV520	400	●	●	●	●	●	●	●
	500	●	●	●	●	●	●	●
	600	●	●	●	○	●	●	○
	750	○	●	●	○	●	●	○
	1250	◇	◇	◇	◇	◇	◇	
GSV525	600		●	●		●	●	
	750		●	○		●	○	
	950		○			○		
	1150					○		
1550		◇			◇	◇		

*(continued on next page)*

# Orange Peel Grapples Technical Specifications

## Matching – Wheeled Excavators *(continued)*

1800 kg/m<sup>3</sup> (3000 lb/yd<sup>3</sup>)     
  1200 kg/m<sup>3</sup> (2000 lb/yd<sup>3</sup>)     
  600 kg/m<sup>3</sup> (1000 lb/yd<sup>3</sup>)     
  No Match

### M322D2 *(continued)*

Undercarriage		Rear Blade							
Counterweight		3.9 mt				4.4 mt			
Boom Type		VA		1 PC		VA			
Stick Length		2.50 m (8'2")	2.90 m (9'6")	2.20 m (7'3")	2.50 m (8'2")	2.90 m (9'6")	2.20 m (7'3")	2.50 m (8'2")	2.90 m (9'6")
GSH15B-4	600	○		●	○	○	●	○	○
	800			○	○		○	○	
GSH15B-5	400	○		●	●	○	●	●	○
	500			●	○		●	○	
	600			○	○		○	○	
	800								
GSH420	500	●	○	●	●	○	●	●	●
	600	○		●	○	○	●	●	○
	750			○	○		○	○	
GSH425	750								
	950								
	1150								
GSH520	500	○		●	○	○	●	○	○
	600			○	○		○	○	
	750			○			○		
GSH525	750								
	950								
	1150								
GSV520 GC	400	●	○	●	●	●	●	●	●
	500	○	○	●	●	○	●	●	○
	600	○		●	○	○	●	○	○
	750			○	○		○	○	
	1250			◇	◇		◇	◇	
GSV520	400	●	○	●	●	●	●	●	●
	500	○	○	●	●	○	●	●	○
	600	○		●	○	○	●	○	○
	750			○	○		○	○	
	1250			◇	◇		◇	◇	
GSV525	600								
	750								
	950								
	1150								
GSV525	1550								

*(continued on next page)*

# Orange Peel Grapples Technical Specifications

## Matching – Wheeled Excavators *(continued)*

1800 kg/m<sup>3</sup> (3000 lb/yd<sup>3</sup>)     
  1200 kg/m<sup>3</sup> (2000 lb/yd<sup>3</sup>)     
  600 kg/m<sup>3</sup> (1000 lb/yd<sup>3</sup>)     
  No Match

### M322D2 *(continued)*

Undercarriage		5.4 mt					
Counterweight		1 PC			VA		
Boom Type		2.20 m (7'3")	2.50 m (8'2")	2.90 m (9'6")	2.20 m (7'3")	2.50 m (8'2")	2.90 m (9'6")
Stick Length		2.20 m (7'3")	2.50 m (8'2")	2.90 m (9'6")	2.20 m (7'3")	2.50 m (8'2")	2.90 m (9'6")
GSH15B-4	600	●	●	●	●	●	●
	800	●	○	○	●	○	○
GSH15B-5	400	●	●	●	●	●	●
	500	●	●	●	●	●	○
	600	●	●	○	●	●	○
	800	○	○		○	○	
GSH420	500	●	●	●	●	●	●
	600	●	●	●	●	●	●
	750	●	●	○	●	●	○
GSH425	750	○	○		○	○	
	950				○		
GSH520	1150						
	500	●	●	●	●	●	●
	600	●	●	○	●	●	○
GSH525	750	○	○	○	●	○	
	750						
	950						
GSV520 GC	1150						
	400	●	●	●	●	●	●
	500	●	●	●	●	●	●
	600	●	●	●	●	●	●
	750	●	●	○	●	●	○
GSV520	1250	◇	◇	◇	◇	◇	◇
	400	●	●	●	●	●	●
	500	●	●	●	●	●	●
	600	●	●	●	●	●	○
	750	●	○	○	●	○	○
GSV525	1250	◇	◇	◇	◇	◇	◇
	600	○	○		○	○	
	750	○			○		
	950						
GSV525	1150						
	1550						

*(continued on next page)*

# Orange Peel Grapples Technical Specifications

## Matching – Wheeled Excavators *(continued)*

1800 kg/m<sup>3</sup> (3000 lb/yd<sup>3</sup>)     
  1200 kg/m<sup>3</sup> (2000 lb/yd<sup>3</sup>)     
  600 kg/m<sup>3</sup> (1000 lb/yd<sup>3</sup>)     
  No Match

### M322D2 MH

Undercarriage	Front Outriggers; Rear Blade				MH (2 sets outriggers)			
Counterweight	4.0 mt				4.0 mt			
Boom Type	1 PC		MH		1 PC		MH	
Stick Length	2.50 m (8'2")	2.80 m (9'2")	4.90 m (16'1")	4.20 m (13'9")	2.50 m (8'2")	2.80 m (9'2")	4.90 m (16'1")	4.20 m (13'9")
GSH15B-4	600	●	●	○	●	●	●	●
	800	●	●		●	●	●	●
GSH15B-5	400	●	●	○	●	●	●	●
	500	●	●		●	●	●	●
	600	●	●		●	●	●	●
	800	●	○		●	○	●	●
GSH420	500	●	●	○	○	●	●	●
	600	●	●	○		●	●	●
	750	●	●			●	●	●
GSH425	750	●	○			●	○	
	950	○	○			○	○	
	1150	○				○		
GSH520	500	●	●	○	●	●	●	●
	600	●	●		●	●	●	●
	750	●	●		●	●	●	●
GSH525	750	●	○		●	○		
	950	○			○			
GSV520 GC	400	●	●	●	○	●	●	●
	500	●	●	○	○	●	●	●
	600	●	●	○		●	●	●
	750	●	●			●	●	●
	1250	◇	◇			◇	◇	◇
GSV520	400	●	●	●	○	●	●	●
	500	●	●	○		●	●	●
	600	●	●			●	●	●
	750	●	●			●	●	●
	1250	◇	◇			◇	◇	◇
GSV525	600	●	●			●	●	
	750	●	○			●	○	
	950	○				○		
	1550	◇				◇		

*(continued on next page)*



# Orange Peel Grapples Technical Specifications

## Matching – Wheeled Excavators *(continued)*

1800 kg/m<sup>3</sup> (3000 lb/yd<sup>3</sup>)
  1200 kg/m<sup>3</sup> (2000 lb/yd<sup>3</sup>)
  600 kg/m<sup>3</sup> (1000 lb/yd<sup>3</sup>)
  No Match

### M322F

Undercarriage		Front and Rear Outriggers							
		3.5 mt				4.7 mt			
Counterweight		1 PC		VA		1 PC		VA	
		2.50 m (8'2")	2.90 m (9'6")	2.50 m (8'2")	2.90 m (9'6")	2.50 m (8'2")	2.90 m (9'6")	2.50 m (8'2")	2.90 m (9'6")
Boom Type		1 PC		VA		1 PC		VA	
Stick Length		2.50 m (8'2")	2.90 m (9'6")	2.50 m (8'2")	2.90 m (9'6")	2.50 m (8'2")	2.90 m (9'6")	2.50 m (8'2")	2.90 m (9'6")
GSH15B-4	600	●	●	●	●	●	●	●	●
	800	●	●	●	○	●	●	●	○
GSH15B-5	400	●	●	●	●	●	●	●	●
	500	●	●	●	●	●	●	●	●
	600	●	●	●	●	●	●	●	●
	800	●	○	●	○	●	○	●	○
GSH420	500	●	●	●	●	●	●	●	●
	600	●	●	●	●	●	●	●	●
	750	●	●	●	●	●	●	●	●
GSH425	750	●	○	●	○	●	○	●	○
	950	○		○		○		○	
	1150	○		○		○		○	
GSH520	500	●	●	●	●	●	●	●	●
	600	●	●	●	●	●	●	●	●
	750	●	○	●	○	●	○	●	○
GSH525	750	○		○		○		○	
	950	○		○		○		○	
GSV520 GC	400	●	●	●	●	●	●	●	●
	500	●	●	●	●	●	●	●	●
	600	●	●	●	●	●	●	●	●
	750	●	●	●	○	●	●	●	○
	1250	◇	◇	◇	◇	◇	◇	◇	◇
GSV520	400	●	●	●	●	●	●	●	●
	500	●	●	●	●	●	●	●	●
	600	●	●	●	●	●	●	●	●
	750	●	●	●	○	●	●	●	○
	1250	◇	◇	◇	◇	◇	◇	◇	◇
GSV525	600	●	○	●	○	●	○	●	○
	750	●	○	●		●	○	●	
	950	○		○		○		○	
	1550	◇		◇		◇		◇	

*(continued on next page)*

# Orange Peel Grapples Technical Specifications

## Matching – Wheeled Excavators *(continued)*

1800 kg/m<sup>3</sup> (3000 lb/yd<sup>3</sup>)     
  1200 kg/m<sup>3</sup> (2000 lb/yd<sup>3</sup>)     
  600 kg/m<sup>3</sup> (1000 lb/yd<sup>3</sup>)     
  No Match

### M322F *(continued)*

Undercarriage		Front Blade; Rear Outriggers							
Counterweight		3.5 mt				4.7 mt			
Boom Type		1 PC		VA		1 PC		VA	
Stick Length		2.50 m (8'2")	2.90 m (9'6")	2.50 m (8'2")	2.90 m (9'6")	2.50 m (8'2")	2.90 m (9'6")	2.50 m (8'2")	2.90 m (9'6")
GSH15B-4	600	●	●	●	●	●	●	●	●
	800	●	●	●	○	●	●	●	○
GSH15B-5	400	●	●	●	●	●	●	●	●
	500	●	●	●	●	●	●	●	●
	600	●	●	●	●	●	●	●	●
	800	●	○	●	○	●	○	●	○
GSH420	500	●	●	●	●	●	●	●	●
	600	●	●	●	●	●	●	●	●
	750	●	●	●	●	●	●	●	●
GSH425	750	●	○	●	○	●	○	●	○
	950	○		○		○		○	
	1150	○		○		○		○	
GSH520	500	●	●	●	●	●	●	●	●
	600	●	●	●	●	●	●	●	●
	750	●	○	●	○	●	○	●	○
GSH525	750	○		○		○		○	
	950	○		○		○		○	
GSV520 GC	400	●	●	●	●	●	●	●	●
	500	●	●	●	●	●	●	●	●
	600	●	●	●	●	●	●	●	●
	750	●	●	●	○	●	●	●	○
	1250	◇	◇	◇	◇	◇	◇	◇	◇
GSV520	400	●	●	●	●	●	●	●	●
	500	●	●	●	●	●	●	●	●
	600	●	●	●	●	●	●	●	●
	750	●	●	●	○	●	●	●	○
	1250	◇	◇	◇	◇	◇	◇	◇	◇
GSV525	600	●	○	●	○	●	○	●	○
	750	●	○	●		●	○	●	
	950	○		○		○		○	
	1550	◇		◇		◇		◇	

*(continued on next page)*

# Orange Peel Grapples Technical Specifications

## Matching – Wheeled Excavators *(continued)*

1800 kg/m<sup>3</sup> (3000 lb/yd<sup>3</sup>)     
  1200 kg/m<sup>3</sup> (2000 lb/yd<sup>3</sup>)     
  600 kg/m<sup>3</sup> (1000 lb/yd<sup>3</sup>)     
  No Match

### M322F *(continued)*

Undercarriage		Front Outriggers; Rear Blade							
Counterweight		3.5 mt				4.7 mt			
Boom Type		1 PC		VA		1 PC		VA	
Stick Length		2.50 m (8'2")	2.90 m (9'6")	2.50 m (8'2")	2.90 m (9'6")	2.50 m (8'2")	2.90 m (9'6")	2.50 m (8'2")	2.90 m (9'6")
GSH15B-4	600	●	●	●	●	●	●	●	●
	800	●	●	●	○	●	●	●	○
GSH15B-5	400	●	●	●	●	●	●	●	●
	500	●	●	●	●	●	●	●	●
	600	●	●	●	●	●	●	●	●
	800	●	○	●	○	●	○	●	○
GSH420	500	●	●	●	●	●	●	●	●
	600	●	●	●	●	●	●	●	●
	750	●	●	●	●	●	●	●	●
GSH425	750	●	○	●	○	●	○	●	○
	950	○		○		○		○	
	1150	○		○		○		○	
GSH520	500	●	●	●	●	●	●	●	●
	600	●	●	●	●	●	●	●	●
	750	●	○	●	○	●	○	●	○
GSH525	750	○		○		○		○	
	950	○		○		○		○	
GSV520 GC	400	●	●	●	●	●	●	●	●
	500	●	●	●	●	●	●	●	●
	600	●	●	●	●	●	●	●	●
	750	●	●	●	○	●	●	●	○
	1250	◇	◇	◇	◇	◇	◇	◇	◇
GSV520	400	●	●	●	●	●	●	●	●
	500	●	●	●	●	●	●	●	●
	600	●	●	●	●	●	●	●	●
	750	●	●	●	○	●	●	●	○
	1250	◇	◇	◇	◇	◇	◇	◇	◇
GSV525	600	●	○	●	○	●	○	●	○
	750	●	○	●		●	○	●	
	950	○		○		○		○	
	1550	◇		◇		◇		◇	

*(continued on next page)*

# Orange Peel Grapples Technical Specifications

## Matching – Wheeled Excavators *(continued)*

1800 kg/m<sup>3</sup> (3000 lb/yd<sup>3</sup>)     
  1200 kg/m<sup>3</sup> (2000 lb/yd<sup>3</sup>)     
  600 kg/m<sup>3</sup> (1000 lb/yd<sup>3</sup>)     
  No Match

### M322F *(continued)*

Undercarriage		Rear Blade							
Counterweight		3.5 mt				4.7 mt			
Boom Type		1 PC		VA		1 PC		VA	
Stick Length		2.50 m (8'2")	2.90 m (9'6")	2.50 m (8'2")	2.90 m (9'6")	2.50 m (8'2")	2.90 m (9'6")	2.50 m (8'2")	2.90 m (9'6")
GSH15B-4	600	○		○		●	○	●	○
	800					○	○	○	○
GSH15B-5	400	○		○		●	●	●	●
	500					●	○	●	○
	600					○	○	○	○
	800								
GSH420	500	○	○	○	○	●	●	●	●
	600	○		○		●	●	●	●
	750					○	○	○	○
GSH425	750								
	950								
GSH520	1150								
	500	○		○		●	●	●	●
	600					○	○	○	○
GSH525	750					○		○	
	950								
GSV520 GC	400	●	○	●	●	●	●	●	●
	500	○	○	○	○	●	●	●	●
	600	○		○		●	○	●	○
	750					○	○	○	○
	1250					◇	◇	◇	◇
GSV520	400	●	○	●	○	●	●	●	●
	500	○		○	○	●	●	●	●
	600	○		○		●	○	●	○
	750					○	○	○	○
	1250					◇	◇	◇	◇
GSV525	600								
	750								
	950								
	1550								

*(continued on next page)*

# Orange Peel Grapples Technical Specifications

## Matching – Wheeled Excavators *(continued)*

1800 kg/m<sup>3</sup> (3000 lb/yd<sup>3</sup>)     
  1200 kg/m<sup>3</sup> (2000 lb/yd<sup>3</sup>)     
  600 kg/m<sup>3</sup> (1000 lb/yd<sup>3</sup>)     
  No Match

### M324D2 MH

Undercarriage	Front Outriggers; Rear Blade				MH (2 sets outriggers)			
Counterweight	5.4 mt				5.4 mt			
Boom Type	1 PC	MH			1 PC	MH		
Stick Length	2.50 m (8'2")	4.90 m (16'1")	5.90 m (19'4")	4.80 m (15'9")	2.50 m (8'2")	4.90 m (16'1")	5.90 m (19'4")	4.80 m (15'9")
GSH15B-4	600	●	○	○		●	●	●
	800		○		○	●	●	●
GSH15B-5	400	●	●	●		●	●	●
	500		●	○	○	●	●	●
	600		●	○	○	●	●	●
GSH420	800		○			●	●	●
	500		●	●	●	●	●	●
	600		●	○	○	●	●	●
GSH425	750	○	○		○	●	●	●
	950	○			○	●	○	●
	1150					●	○	○
GSH520	500		●	○	○	●	●	●
	600		●	○	○	●	●	●
	750		○			●	●	●
GSH525	750	○			○	●	●	●
	950					●	○	○
	1150					○		○
GSV520 GC	400		●	●	●	●	●	●
	500		●	●	●	●	●	●
	600		●	○	○	●	●	●
	750		○	○	○	●	●	●
	1250		◇	◇	◇	◇	◇	◇
GSV520	400		●	●	●	●	●	●
	500		●	●	●	●	●	●
	600		●	○	○	●	●	●
	750		○		○	●	●	●
	1250		◇	◇	◇	◇	◇	◇
GSV525	600	●	○		●	●	●	●
	750	○			○	●	●	●
	950					●	○	○
	1150					○		○
1550	◇				◇	◇	◇	

*(continued on next page)*

# Orange Peel Grapples Technical Specifications

## Matching – Wheeled Excavators *(continued)*

1800 kg/m<sup>3</sup> (3000 lb/yd<sup>3</sup>)     
  1200 kg/m<sup>3</sup> (2000 lb/yd<sup>3</sup>)     
  600 kg/m<sup>3</sup> (1000 lb/yd<sup>3</sup>)     
  No Match

### M325D MH

Undercarriage		MH (2 sets outriggers)				
Counterweight		5.8 mt				
Boom Type		Barge		MH		
Stick Length		7.10 m (23'4")	5.70 m (18'8")	7.10 m (23'4")	7.00 m (23'0")	5.70 m (18'8")
GSH425	750	<input type="checkbox"/>	<input checked="" type="checkbox"/>	<input checked="" type="checkbox"/>	<input type="checkbox"/>	<input checked="" type="checkbox"/>
	950	<input type="checkbox"/>	<input type="checkbox"/>	<input type="checkbox"/>		<input type="checkbox"/>
	1150		<input type="checkbox"/>			<input type="checkbox"/>
GSH525	750		<input type="checkbox"/>	<input type="checkbox"/>		<input checked="" type="checkbox"/>
	950		<input type="checkbox"/>			<input type="checkbox"/>
GSV525	750	<input type="checkbox"/>	<input checked="" type="checkbox"/>	<input type="checkbox"/>		<input checked="" type="checkbox"/>
	950		<input type="checkbox"/>	<input type="checkbox"/>		<input type="checkbox"/>
	1150					<input type="checkbox"/>

### M325D LMH

Undercarriage		MH (2 sets outriggers)				
Counterweight		7.0 mt				
Boom Type		Barge			MH	
Stick Length		5.70 m (18'8")	7.00 m (23'0")	7.10 m (23'4")	5.70 m (18'8")	7.10 m (23'4")
GSH22B-4	1000	<input type="checkbox"/>			<input type="checkbox"/>	<input type="checkbox"/>
	750					
GSH425	950					
	1150					
GSH525	750					
	950					
	1150					
GSV525	750	<input checked="" type="checkbox"/>	<input checked="" type="checkbox"/>	<input checked="" type="checkbox"/>	<input checked="" type="checkbox"/>	<input checked="" type="checkbox"/>
	950	<input checked="" type="checkbox"/>	<input type="checkbox"/>	<input checked="" type="checkbox"/>	<input checked="" type="checkbox"/>	<input checked="" type="checkbox"/>
	1150	<input checked="" type="checkbox"/>		<input type="checkbox"/>	<input checked="" type="checkbox"/>	<input type="checkbox"/>

### M325D LMH *(continued)*

Undercarriage		LMH (2 sets outriggers)				
Counterweight		7.0 mt				
Boom Type		Barge			MH	
Stick Length		5.70 m (18'8")	7.00 m (23'0")	7.10 m (23'4")	5.70 m (18'8")	7.10 m (23'4")
GSH22B-4	1000					
	750	<input checked="" type="checkbox"/>	<input checked="" type="checkbox"/>	<input checked="" type="checkbox"/>	<input checked="" type="checkbox"/>	<input checked="" type="checkbox"/>
GSH425	950	<input checked="" type="checkbox"/>	<input type="checkbox"/>	<input checked="" type="checkbox"/>	<input checked="" type="checkbox"/>	<input checked="" type="checkbox"/>
	1150	<input checked="" type="checkbox"/>	<input type="checkbox"/>	<input type="checkbox"/>	<input checked="" type="checkbox"/>	<input type="checkbox"/>
GSH525	750	<input checked="" type="checkbox"/>	<input type="checkbox"/>	<input checked="" type="checkbox"/>	<input checked="" type="checkbox"/>	<input checked="" type="checkbox"/>
	950	<input checked="" type="checkbox"/>	<input type="checkbox"/>	<input type="checkbox"/>	<input checked="" type="checkbox"/>	<input checked="" type="checkbox"/>
	1150	<input type="checkbox"/>		<input type="checkbox"/>	<input checked="" type="checkbox"/>	<input type="checkbox"/>
GSV525	750					
	950					
	1150					

# Orange Peel Grapples Technical Specifications

## Matching – Material Handlers

1800 kg/m<sup>3</sup> (3000 lb/yd<sup>3</sup>)     
  1200 kg/m<sup>3</sup> (2000 lb/yd<sup>3</sup>)     
  600 kg/m<sup>3</sup> (1000 lb/yd<sup>3</sup>)     
  No Match

### MH3022

Undercarriage		Front and Rear Outriggers							
Counterweight		3.7 mt							
Boom Type		1 PC			VA			MH (5.35 m)	
Stick Length		2.50 m (8'2")	2.80 m (9'2")	3.30 m (10'10")	2.50 m (8'2")	2.80 m (9'2")	3.30 m (10'10")	4.20 m (13'9")	4.90 m (16'1")
GSH15B-4	600	●	●	●	●	●	●	●	●
	800	●	●	●	●	●	●	●	●
GSH15B-5	400	●	●	●	●	●	●	●	●
	500	●	●	●	●	●	●	●	●
	600	●	●	●	●	●	●	●	●
GSH420	800	●	●	●	●	○	●	●	●
	500	●	●	●	●	●	●	●	●
	600	●	●	●	●	●	●	●	●
GSH425	750	●	●	●	●	●	●	●	●
	750	●	●	●	●	○	●		
	950	●	○	●	○	○	○		
GSH520	1150	○	○	○	○		○		
	500	●	●	●	●	●	●	●	●
	600	●	●	●	●	●	●	●	●
GSH525	750	●	●	●	●	●	●	●	●
	750	●	○	●	●	○	●		
	950	○		○	○		○		
GSV520 GC	1150	○		○					
	400	●	●	●	●	●	●	●	●
	500	●	●	●	●	●	●	●	●
	600	●	●	●	●	●	●	●	●
	750	●	●	●	●	●	●	●	●
GSV520	1250	◇	◇	◇	◇	◇	◇	◇	◇
	400	●	●	●	●	●	●	●	●
	500	●	●	●	●	●	●	●	●
	600	●	●	●	●	●	●	●	●
	750	●	●	●	●	●	●	●	●
GSV525	1250	◇	◇	◇	◇	◇	◇	◇	◇
	600	●	●	●	●	○	●		
	750	●	○	●	●	○	●		
	950	●	○	○	○		○		
GSV525	1150	○		○			○		
	1550	◇	◇	◇	◇		◇		

(continued on next page)

# Orange Peel Grapples Technical Specifications

## Matching – Material Handlers *(continued)*

1800 kg/m<sup>3</sup> (3000 lb/yd<sup>3</sup>)     
  1200 kg/m<sup>3</sup> (2000 lb/yd<sup>3</sup>)     
  600 kg/m<sup>3</sup> (1000 lb/yd<sup>3</sup>)     
  No Match

### MH3022 *(continued)*

Undercarriage		Front and Rear Outriggers							
Counterweight		3.7 mt			4.2 mt				
Boom Type		MH (6.4 m)		1 PC			VA		
Stick Length		4.20 m (13'9")	4.90 m (16'1")	2.50 m (8'2")	2.80 m (9'2")	3.30 m (10'10")	2.50 m (8'2")	2.80 m (9'2")	3.30 m (10'10")
GSH15B-4	600	●	●	●	●	●	●	●	●
	800	●	●	●	●	●	●	●	●
GSH15B-5	400	●	●	●	●	●	●	●	●
	500	●	●	●	●	●	●	●	●
	600	●	●	●	●	●	●	●	●
	800	○	○	●	●	●	●	○	●
GSH420	500	●	●	●	●	●	●	●	●
	600	●	●	●	●	●	●	●	●
	750	●	●	●	●	●	●	●	●
GSH425	750			●	●	●	●	○	●
	950			●	○	●	○	○	○
	1150			○	○	○	○		○
GSH520	500	●	●	●	●	●	●	●	●
	600	●	●	●	●	●	●	●	●
	750	○	○	●	●	●	●	●	●
GSH525	750			●	○	●	●	○	●
	950			○		○	○		○
	1150			○		○			
GSV520 GC	400	●	●	●	●	●	●	●	●
	500	●	●	●	●	●	●	●	●
	600	●	●	●	●	●	●	●	●
	750	●	●	●	●	●	●	●	●
	1250	◇	◇	◇	◇	◇	◇	◇	◇
GSV520	400	●	●	●	●	●	●	●	●
	500	●	●	●	●	●	●	●	●
	600	●	●	●	●	●	●	●	●
	750	●	●	●	●	●	●	●	●
	1250	◇	◇	◇	◇	◇	◇	◇	◇
GSV525	600			●	●	●	●	○	●
	750			●	○	●	●	○	●
	950			●	○	○	○		○
	1150			○		○			○
	1550			◇	◇	◇	◇		◇

*(continued on next page)*



# Orange Peel Grapples Technical Specifications

## Matching – Material Handlers *(continued)*

1800 kg/m<sup>3</sup> (3000 lb/yd<sup>3</sup>)     
  1200 kg/m<sup>3</sup> (2000 lb/yd<sup>3</sup>)     
  600 kg/m<sup>3</sup> (1000 lb/yd<sup>3</sup>)     
  No Match

### MH3022 *(continued)*

Undercarriage		Front and Rear Outriggers				Front Outriggers; Rear Blade			
Counterweight		4.2 mt				3.7 mt			
Boom Type		MH (5.35 m)		MH (6.4 m)		1 PC			VA
Stick Length		4.20 m (13'9")	4.90 m (16'1")	4.20 m (13'9")	4.90 m (16'1")	2.50 m (8'2")	2.80 m (9'2")	3.30 m (10'10")	2.50 m (8'2")
GSH15B-4	600	●	●	●	●	●	●	●	●
	800	●	●	●	●	●	●	●	●
GSH15B-5	400	●	●	●	●	●	●	●	●
	500	●	●	●	●	●	●	●	●
	600	●	●	●	●	●	●	●	●
GSH420	800	●	●	○	○	●	●	●	●
	500	●	●	●	●	●	●	●	●
	600	●	●	●	●	●	●	●	●
GSH425	750	●	●	●	●	●	●	●	●
	750					●	●	●	●
	950					●	○	●	○
GSH520	1150					○	○	○	○
	500	●	●	●	●	●	●	●	●
	600	●	●	●	●	●	●	●	●
GSH525	750	●	●	●	●	●	●	●	●
	750					●	○	●	●
	950					○		○	○
GSV520 GC	1150					○		○	
	400	●	●	●	●	●	●	●	●
	500	●	●	●	●	●	●	●	●
GSV520	600	●	●	●	●	●	●	●	●
	750	●	●	●	●	●	●	●	●
	750	●	●	●	●	●	●	●	●
GSV525	1250	◇	◇	◇	◇	◇	◇	◇	◇
	400	●	●	●	●	●	●	●	●
	500	●	●	●	●	●	●	●	●
GSV525	600	●	●	●	●	●	●	●	●
	750	●	●	●	●	●	●	●	●
	750					●	○	●	●
GSV525	950					●	○	○	○
	1150					○		○	
	1550					◇	◇	◇	◇

*(continued on next page)*

# Orange Peel Grapples Technical Specifications

## Matching – Material Handlers *(continued)*

1800 kg/m<sup>3</sup> (3000 lb/yd<sup>3</sup>)     
  1200 kg/m<sup>3</sup> (2000 lb/yd<sup>3</sup>)     
  600 kg/m<sup>3</sup> (1000 lb/yd<sup>3</sup>)     
  No Match

### MH3022 *(continued)*

Undercarriage		Front Outriggers; Rear Blade							
Counterweight		3.7 mt						4.2 mt	
Boom Type		VA		MH (5.35 m)		MH (6.4 m)		1 PC	
Stick Length		2.80 m (9'2")	3.30 m (10'10")	4.20 m (13'9")	4.90 m (16'1")	4.20 m (13'9")	4.90 m (16'1")	2.50 m (8'2")	2.80 m (9'2")
GSH15B-4	600	●	●	●	●	○	●	●	●
	800	●	●	●	●	○	○	●	●
GSH15B-5	400	●	●	●	●	●	●	●	●
	500	●	●	●	●	○	○	●	●
	600	●	●	●	●	○	○	●	●
	800	○	●	○	○			●	●
GSH420	500	●	●	●	●	●	●	●	●
	600	●	●	●	●	●	●	●	●
	750	●	●	●	●	○	○	●	●
GSH425	750	○	●					●	●
	950	○	○					●	○
	1150		○					○	○
GSH520	500	●	●	●	●	●	●	●	●
	600	●	●	●	●	○	○	●	●
	750	●	●	○	●			●	●
GSH525	750	○	●					●	○
	950		○					○	
	1150							○	
GSV520 GC	400	●	●	●	●	●	●	●	●
	500	●	●	●	●	●	●	●	●
	600	●	●	●	●	○	●	●	●
	750	●	●	●	●	○	○	●	●
	1250	◇	◇	◇	◇	◇	◇	◇	◇
GSV520	400	●	●	●	●	●	●	●	●
	500	●	●	●	●	●	●	●	●
	600	●	●	●	●	○	○	●	●
	750	●	●	●	●	○	○	●	●
	1250	◇	◇	◇	◇	◇	◇	◇	◇
GSV525	600	○	●					●	●
	750	○	●					●	○
	950		○					●	○
	1150		○					○	
	1550		◇					◇	◇

*(continued on next page)*

# Orange Peel Grapples Technical Specifications

## Matching – Material Handlers *(continued)*

1800 kg/m<sup>3</sup> (3000 lb/yd<sup>3</sup>)     
  1200 kg/m<sup>3</sup> (2000 lb/yd<sup>3</sup>)     
  600 kg/m<sup>3</sup> (1000 lb/yd<sup>3</sup>)     
  No Match

### MH3022 *(continued)*

Undercarriage		Front Outriggers; Rear Blade							
Counterweight		4.2 mt							
Boom Type		1 PC	VA			MH (5.35 m)		MH (6.4 m)	
Stick Length		3.30 m (10'10")	2.50 m (8'2")	2.80 m (9'2")	3.30 m (10'10")	4.20 m (13'9")	4.90 m (16'1")	4.20 m (13'9")	4.90 m (16'1")
GSH15B-4	600	●	●	●	●	●	●	●	●
	800	●	●	●	●	●	●	○	○
GSH15B-5	400	●	●	●	●	●	●	●	●
	500	●	●	●	●	●	●	●	●
	600	●	●	●	●	●	●	○	○
GSH420	800	●	●	○	●	○	○		
	500	●	●	●	●	●	●	●	●
	600	●	●	●	●	●	●	●	●
GSH425	750	●	●	○	●			○	○
	750	●	●	○	○				
GSH520	950	●	○	○	○				
	1150	○	○		○				
	500	●	●	●	●	●	●	●	●
GSH525	600	●	●	●	●	●	●	○	○
	750	●	●	●	●	●	●	○	○
	750	●	●	○	●				
GSV520 GC	950	○	○		○				
	1150	○							
	400	●	●	●	●	●	●	●	●
GSV520	500	●	●	●	●	●	●	●	●
	600	●	●	●	●	●	●	●	●
	750	●	●	●	●	●	●	○	○
	1250	◇	◇	◇	◇	◇	◇	◇	◇
	400	●	●	●	●	●	●	●	●
GSV525	500	●	●	●	●	●	●	●	●
	600	●	●	○	●				
	750	●	●	○	●				
GSV525	950	○	○		○				
	1150	○			○				
	1550	◇	◇		◇				

*(continued on next page)*

# Orange Peel Grapples Technical Specifications

## Matching – Material Handlers *(continued)*

1800 kg/m<sup>3</sup> (3000 lb/yd<sup>3</sup>)     
  1200 kg/m<sup>3</sup> (2000 lb/yd<sup>3</sup>)     
  600 kg/m<sup>3</sup> (1000 lb/yd<sup>3</sup>)     
  No Match

### MH3022 *(continued)*

Undercarriage		MH (2.55 m)							
Counterweight		3.7 mt							
Boom Type		1 PC			VA			MH (5.35 m)	
Stick Length		2.50 m (8'2")	2.80 m (9'2")	3.30 m (10'10")	2.50 m (8'2")	2.80 m (9'2")	3.30 m (10'10")	4.20 m (13'9")	4.50 m (14'9")
GSH15B-4	600	●	●	●	●	●	●	●	●
	800	●	●	●	●	●	●	●	●
GSH15B-5	400	●	●	●	●	●	●	●	●
	500	●	●	●	●	●	●	●	●
	600	●	●	●	●	●	●	●	●
	800	●	●	●	●	○	●	○	●
GSH420	500	●	●	●	●	●	●	●	●
	600	●	●	●	●	●	●	●	●
	750	●	●	●	●	●	●	●	●
GSH425	750	●	●	●	●	○	●		
	950	●	○	●	○	○	○		
	1150	○		○	○		○		
GSH520	500	●	●	●	●	●	●	●	●
	600	●	●	●	●	●	●	●	●
	750	●	●	●	●	●	●	●	●
GSH525	750	●	○	●	●	○	●		
	950	○		○	○		○		
	1150	○		○					
GSV520 GC	400	●	●	●	●	●	●	●	●
	500	●	●	●	●	●	●	●	●
	600	●	●	●	●	●	●	●	●
	750	●	●	●	●	●	●	●	●
	1250	◇	◇	◇	◇	◇	◇	◇	◇
GSV520	400	●	●	●	●	●	●	●	●
	500	●	●	●	●	●	●	●	●
	600	●	●	●	●	●	●	●	●
	750	●	●	●	●	●	●	●	●
	1250	◇	◇	◇	◇	◇	◇	◇	◇
GSV525	600	●	●	●	●	○	●		
	750	●	○	●	●	○	●		
	950	●	○	○	○		○		
	1150	○		○			○		
	1550	◇	◇	◇	◇		◇		

*(continued on next page)*

# Orange Peel Grapples Technical Specifications

## Matching – Material Handlers *(continued)*

1800 kg/m<sup>3</sup> (3000 lb/yd<sup>3</sup>)     
  1200 kg/m<sup>3</sup> (2000 lb/yd<sup>3</sup>)     
  600 kg/m<sup>3</sup> (1000 lb/yd<sup>3</sup>)     
  No Match

### MH3022 *(continued)*

Undercarriage		MH (2.55 m)							
Counterweight		3.7 mt				4.2 mt			
Boom Type		MH (5.35 m)	MH (6.4 m)			1 PC			VA
Stick Length		4.90 m (16'1")	4.20 m (13'9")	4.50 m (14'9")	4.90 m (16'1")	2.50 m (8'2")	2.80 m (9'2")	3.30 m (10'10")	2.50 m (8'2")
GSH15B-4	600	●	●	●	●	●	●	●	●
	800	●	○	○	○	●	●	●	●
GSH15B-5	400	●	●	●	●	●	●	●	●
	500	●	●	●	●	●	●	●	●
	600	●	○	●	○	●	●	●	●
	800	○		○		●	●	●	●
GSH420	500	●	●	●	●	●	●	●	●
	600	●	●	●	●	●	●	●	●
	750	●	○	●	○	●	●	●	●
GSH425	750					●	●	●	●
	950					●	○	●	○
	1150					○		○	○
GSH520	500	●	●	●	●	●	●	●	●
	600	●	○	●	○	●	●	●	●
	750	●	○	○	○	●	●	●	●
GSH525	750					●	○	●	●
	950					○		○	○
	1150					○		○	
GSV520 GC	400	●	●	●	●	●	●	●	●
	500	●	●	●	●	●	●	●	●
	600	●	●	●	●	●	●	●	●
	750	●	○	○	○	●	●	●	●
	1250	◇	◇	◇	◇	◇	◇	◇	◇
GSV520	400	●	●	●	●	●	●	●	●
	500	●	●	●	●	●	●	●	●
	600	●	●	●	●	●	●	●	●
	750	●	○	○	○	●	●	●	●
	1250	◇	◇	◇	◇	◇	◇	◇	◇
GSV525	600					●	●	●	●
	750					●	○	●	●
	950					●	○	○	○
	1150					○		○	
	1550					◇	◇	◇	◇

*(continued on next page)*

# Orange Peel Grapples Technical Specifications

## Matching – Material Handlers *(continued)*

1800 kg/m<sup>3</sup> (3000 lb/yd<sup>3</sup>)     
  1200 kg/m<sup>3</sup> (2000 lb/yd<sup>3</sup>)     
  600 kg/m<sup>3</sup> (1000 lb/yd<sup>3</sup>)     
  No Match

### MH3022 *(continued)*

Undercarriage		MH (2.55 m)							
Counterweight		4.2 mt							
Boom Type		VA		MH (5.35 m)			MH (6.4 m)		
Stick Length		2.80 m (9'2")	3.30 m (10'10")	4.20 m (13'9")	4.50 m (14'9")	4.90 m (16'1")	4.20 m (13'9")	4.50 m (14'9")	4.90 m (16'1")
GSH15B-4	600	●	●	●	●	●	●	●	●
	800	●	●	●	●	●	○	●	○
GSH15B-5	400	●	●	●	●	●	●	●	●
	500	●	●	●	●	●	●	●	●
	600	●	●	●	●	●	●	●	●
	800	○	●	●	●	●	○	○	○
GSH420	500	●	●	●	●	●	●	●	●
	600	●	●	●	●	●	●	●	●
	750	●	●	●	●	●	●	●	●
GSH425	750	○	●						
	950	○	○						
	1150		○						
GSH520	500	●	●	●	●	●	●	●	●
	600	●	●	●	●	●	●	●	●
	750	●	●	●	●	●	○	○	○
GSH525	750	○	●						
	950		○						
	1150								
GSV520 GC	400	●	●	●	●	●	●	●	●
	500	●	●	●	●	●	●	●	●
	600	●	●	●	●	●	●	●	●
	750	●	●	●	●	●	○	●	●
	1250	◇	◇	◇	◇	◇	◇	◇	◇
GSV520	400	●	●	●	●	●	●	●	●
	500	●	●	●	●	●	●	●	●
	600	●	●	●	●	●	●	●	●
	750	●	●	●	●	●	○	●	○
	1250	◇	◇	◇	◇	◇	◇	◇	◇
GSV525	600	○	●						
	750	○	●						
	950		○						
	1150		○						
GSV525	1550		◇						

*(continued on next page)*

# Orange Peel Grapples Technical Specifications

## Matching – Material Handlers *(continued)*

1800 kg/m<sup>3</sup> (3000 lb/yd<sup>3</sup>)     
  1200 kg/m<sup>3</sup> (2000 lb/yd<sup>3</sup>)     
  600 kg/m<sup>3</sup> (1000 lb/yd<sup>3</sup>)     
  No Match

### MH3022 *(continued)*

Undercarriage		MH (2.99 m)							
Counterweight		3.7 mt							
Boom Type		1 PC			VA			MH (5.35 m)	
Stick Length		2.50 m (8'2")	2.80 m (9'2")	3.30 m (10'10")	2.50 m (8'2")	2.80 m (9'2")	3.30 m (10'10")	4.20 m (13'9")	4.90 m (16'1")
GSH15B-4	600	●	●	●	●	●	●	●	●
	800	●	●	●	●	●	●	●	●
GSH15B-5	400	●	●	●	●	●	●	●	●
	500	●	●	●	●	●	●	●	●
	600	●	●	●	●	●	●	●	●
GSH420	800	●	●	●	●	○	●	●	●
	500	●	●	●	●	●	●	●	●
	600	●	●	●	●	●	●	●	●
GSH425	750	●	●	●	●	●	●	●	●
	750	●	●	●	●	○	●		
	950	●	○	●	○	○	○		
GSH520	1150	○	○	○	○		○		
	500	●	●	●	●	●	●	●	●
	600	●	●	●	●	●	●	●	●
GSH525	750	●	●	●	●	●	●	●	●
	750	●	○	●	●	○	●		
	950	○		○	○		○		
GSV520 GC	1150	○		○					
	400	●	●	●	●	●	●	●	●
	500	●	●	●	●	●	●	●	●
	600	●	●	●	●	●	●	●	●
	750	●	●	●	●	●	●	●	●
GSV520	1250	◇	◇	◇	◇	◇	◇	◇	◇
	400	●	●	●	●	●	●	●	●
	500	●	●	●	●	●	●	●	●
	600	●	●	●	●	●	●	●	●
	750	●	●	●	●	●	●	●	●
GSV525	1250	◇	◇	◇	◇	◇	◇	◇	◇
	600	●	●	●	●	○	●		
	750	●	○	●	●	○	●		
	950	●	○	○	○		○		
	1150	○		○			○		
GSV525	1550	◇	◇	◇	◇		◇		

*(continued on next page)*

# Orange Peel Grapples Technical Specifications

## Matching – Material Handlers *(continued)*

1800 kg/m<sup>3</sup> (3000 lb/yd<sup>3</sup>)     
  1200 kg/m<sup>3</sup> (2000 lb/yd<sup>3</sup>)     
  600 kg/m<sup>3</sup> (1000 lb/yd<sup>3</sup>)     
  No Match

### MH3022 *(continued)*

Undercarriage		MH (2.99 m)							
Counterweight		3.7 mt			4.2 mt				
Boom Type		MH (6.4 m)		1 PC			VA		
Stick Length		4.20 m (13'9")	4.90 m (16'1")	2.50 m (8'2")	2.80 m (9'2")	3.30 m (10'10")	2.50 m (8'2")	2.80 m (9'2")	3.30 m (10'10")
GSH15B-4	600	●	●	●	●	●	●	●	●
	800	●	●	●	●	●	●	●	●
GSH15B-5	400	●	●	●	●	●	●	●	●
	500	●	●	●	●	●	●	●	●
	600	●	●	●	●	●	●	●	●
	800	●	●	●	●	●	●	○	●
GSH420	500	●	●	●	●	●	●	●	●
	600	●	●	●	●	●	●	●	●
	750	●	●	●	●	●	●	●	●
GSH425	750			●	●	●	●	○	●
	950			●	○	●	○	○	○
	1150			○	○	○	○		○
GSH520	500	●	●	●	●	●	●	●	●
	600	●	●	●	●	●	●	●	●
	750	●	●	●	●	●	●	●	●
GSH525	750			●	○	●	●	○	●
	950			○		○	○		○
	1150			○		○			
GSV520 GC	400	●	●	●	●	●	●	●	●
	500	●	●	●	●	●	●	●	●
	600	●	●	●	●	●	●	●	●
	750	●	●	●	●	●	●	●	●
	1250	◇	◇	◇	◇	◇	◇	◇	◇
GSV520	400	●	●	●	●	●	●	●	●
	500	●	●	●	●	●	●	●	●
	600	●	●	●	●	●	●	●	●
	750	●	●	●	●	●	●	●	●
	1250	◇	◇	◇	◇	◇	◇	◇	◇
GSV525	600			●	●	●	●	○	●
	750			●	○	●	●	○	●
	950			●	○	○	○		○
	1150			○		○			○
	1550			◇	◇	◇	◇		◇

*(continued on next page)*



# Orange Peel Grapples Technical Specifications

## Matching – Material Handlers *(continued)*

1800 kg/m<sup>3</sup> (3000 lb/yd<sup>3</sup>)     
  1200 kg/m<sup>3</sup> (2000 lb/yd<sup>3</sup>)     
  600 kg/m<sup>3</sup> (1000 lb/yd<sup>3</sup>)     
  No Match

### MH3022 *(continued)*

Undercarriage		4.2 mt			
Counterweight		4.2 mt			
Boom Type		MH (5.35 m)		MH (6.4 m)	
Stick Length		4.20 m (13'9")	4.90 m (16'1")	4.20 m (13'9")	4.90 m (16'1")
GSH15B-4	600	●	●	●	●
	800	●	●	●	●
GSH15B-5	400	●	●	●	●
	500	●	●	●	●
	600	●	●	●	●
	800	●	●	●	●
GSH420	500	●	●	●	●
	600	●	●	●	●
	750	●	●	●	●
GSH425	750				
	950				
	1150				
GSH520	500	●	●	●	●
	600	●	●	●	●
	750	●	●	●	●
GSH525	750				
	950				
	1150				
GSV520 GC	400	●	●	●	●
	500	●	●	●	●
	600	●	●	●	●
	750	●	●	●	●
	1250	◇	◇	◇	◇
GSV520	400	●	●	●	●
	500	●	●	●	●
	600	●	●	●	●
	750	●	●	●	●
	1250	◇	◇	◇	◇
GSV525	600				
	750				
	950				
	1150				
	1550				

*(continued on next page)*

# Orange Peel Grapples Technical Specifications

## Matching – Material Handlers *(continued)*

1800 kg/m<sup>3</sup> (3000 lb/yd<sup>3</sup>)     
  1200 kg/m<sup>3</sup> (2000 lb/yd<sup>3</sup>)     
  600 kg/m<sup>3</sup> (1000 lb/yd<sup>3</sup>)     
  No Match

### MH3024

Undercarriage		Front and Rear Outriggers						
Counterweight		4.1 mt						
Boom Type		1 PC		VA		MH (6.8 m)		
Stick Length		2.50 m (8'2")	2.90 m (9'6")	2.50 m (8'2")	2.90 m (9'6")	4.80 m (15'9")	4.90 m (16'1")	5.90 m (19'4")
GSH15B-4	600					●	●	●
	800					○	○	○
GSH15B-5	400					●	●	●
	500					●	●	○
	600					○	●	○
GSH420	800						○	
	500					●	●	●
	600					●	●	●
GSH425	750					○	●	○
	750	●	○	●	○		○	
	950	○		○				
GSH520	1150	○		○				
	500					●	●	●
	600					○	●	○
GSH525	750					○	○	
	750	○		○				
	950	○		○				
GSV520 GC	1150							
	400					●	●	●
	500					●	●	●
	600					●	●	●
	750					○	●	○
GSV520	1250					◇	◇	◇
	400					●	●	●
	500					●	●	●
	600					●	●	○
	750					○	○	○
GSV525	1250					◇	◇	◇
	600	●	○	●	○		○	
	750	●	○	●				
	950	○		○				
GSV525	1150							
	1550	◇		◇				

*(continued on next page)*

# Orange Peel Grapples Technical Specifications

## Matching – Material Handlers *(continued)*

1800 kg/m<sup>3</sup> (3000 lb/yd<sup>3</sup>)     
  1200 kg/m<sup>3</sup> (2000 lb/yd<sup>3</sup>)     
  600 kg/m<sup>3</sup> (1000 lb/yd<sup>3</sup>)     
  No Match

### MH3024 *(continued)*

Undercarriage		Front and Rear Outriggers						
Counterweight		5.2 mt						
Boom Type		1 PC		VA		MH (6.8 m)		
Stick Length		2.50 m (8'2")	2.90 m (9'6")	2.50 m (8'2")	2.90 m (9'6")	4.80 m (15'9")	4.90 m (16'1")	5.90 m (19'4")
GSH15B-4	600					●	●	●
	800					●	●	○
GSH15B-5	400					●	●	●
	500					●	●	●
	600					●	●	●
GSH420	800					○	●	○
	500					●	●	●
	600					●	●	●
GSH425	750	●	○	●	○	○	●	○
	950	○		○			○	
	1150	○		○				
GSH520	500					●	●	●
	600					●	●	●
	750					○	●	○
GSH525	750	○		○			○	
	950	○		○				
	1150							
GSV520 GC	400					●	●	●
	500					●	●	●
	600					●	●	●
	750					●	●	●
	1250					◇	◇	◇
GSV520	400					●	●	●
	500					●	●	●
	600					●	●	●
	750					●	●	○
	1250					◇	◇	◇
GSV525	600	●	○	●	○	○	●	○
	750	●	○	●			○	
	950	○		○			○	
	1150							
	1550	◇		◇			◇	

*(continued on next page)*

# Orange Peel Grapples Technical Specifications

## Matching – Material Handlers *(continued)*

1800 kg/m<sup>3</sup> (3000 lb/yd<sup>3</sup>)     
  1200 kg/m<sup>3</sup> (2000 lb/yd<sup>3</sup>)     
  600 kg/m<sup>3</sup> (1000 lb/yd<sup>3</sup>)     
  No Match

### MH3024 *(continued)*

Undercarriage		Front Blade; Rear Outriggers							
Counterweight		4.2 mt							
Boom Type		1 PC			VA			MH (6.4 m)	
Stick Length		2.50 m (8'2")	2.80 m (9'2")	3.30 m (10'10")	2.50 m (8'2")	2.80 m (9'2")	3.30 m (10'10")	4.20 m (13'9")	4.90 m (16'1")
GSH15B-4	600	●	●	●	●	●	●	●	●
	800	●	●	●	●	●	●	○	○
GSH15B-5	400	●	●	●	●	●	●	●	●
	500	●	●	●	●	●	●	●	●
	600	●	●	●	●	●	●	○	○
GSH420	800	●	●	●	●	○	●		
	500	●	●	●	●	●	●	●	●
	600	●	●	●	●	●	●	●	●
GSH425	750	●	●	●	●	●	●	○	○
	750	●	●	●	●	○	●		
GSH520	950	●	○	●	○	○	○		
	1150	○		○	○		○		
	500	●	●	●	●	●	●	●	●
GSH525	600	●	●	●	●	●	●	○	○
	750	●	●	●	●	●	●	○	○
	750	●	○	●	●	○	●		
GSV520 GC	950	○		○	○		○		
	1150	○		○					
	400	●	●	●	●	●	●	●	●
GSV520	500	●	●	●	●	●	●	●	●
	600	●	●	●	●	●	●	●	●
	750	●	●	●	●	●	●	○	○
	1250	◇	◇	◇	◇	◇	◇	◇	◇
	400	●	●	●	●	●	●	●	●
GSV525	500	●	●	●	●	●	●	●	●
	600	●	●	●	●	●	●	●	●
	750	●	○	●	●	○	●		
GSV525	950	●	○	○	○		○		
	1150	○		○			○		
	1550	◇	◇	◇	◇		◇		

*(continued on next page)*

# Orange Peel Grapples Technical Specifications

## Matching – Material Handlers *(continued)*

1800 kg/m<sup>3</sup> (3000 lb/yd<sup>3</sup>)     
  1200 kg/m<sup>3</sup> (2000 lb/yd<sup>3</sup>)     
  600 kg/m<sup>3</sup> (1000 lb/yd<sup>3</sup>)     
  No Match

### MH3024 *(continued)*

Undercarriage		Front Outriggers; Rear Blade						
Counterweight		4.1 mt						
Boom Type		1 PC		VA		MH (6.8 m)		
Stick Length		2.50 m (8'2")	2.90 m (9'6")	2.50 m (8'2")	2.90 m (9'6")	4.80 m (15'9")	4.90 m (16'1")	5.90 m (19'4")
GSH15B-4	600						○	
	800							
GSH15B-5	400						●	
	500						○	
	600						○	
	800							
GSH420	500					○	●	○
	600					○	○	○
	750						○	
GSH425	750	●	○	●	○			
	950	○		○				
	1150	○		○				
GSH520	500						○	
	600						○	
	750							
GSH525	750	○		○				
	950	○		○				
	1150							
GSV520 GC	400					●	●	●
	500					○	●	○
	600						○	
	750						○	
	1250						◇	
GSV520	400					○	●	○
	500					○	●	○
	600						○	
	750							
	1250						◇	
GSV525	600	●	○	●	○			
	750	●	○	●				
	950	○		○				
	1150							
	1550	◇		◇				

*(continued on next page)*

# Orange Peel Grapples Technical Specifications

## Matching – Material Handlers *(continued)*

1800 kg/m<sup>3</sup> (3000 lb/yd<sup>3</sup>)     
  1200 kg/m<sup>3</sup> (2000 lb/yd<sup>3</sup>)     
  600 kg/m<sup>3</sup> (1000 lb/yd<sup>3</sup>)     
  No Match

### MH3024 *(continued)*

Undercarriage		Front Outriggers; Rear Blade							
Counterweight		4.2 mt							
Boom Type		1 PC			VA			MH (6.4 m)	
Stick Length		2.50 m (8'2")	2.80 m (9'2")	3.30 m (10'10")	2.50 m (8'2")	2.80 m (9'2")	3.30 m (10'10")	4.20 m (13'9")	4.90 m (16'1")
GSH15B-4	600	●	●	●	●	●	●	○	●
	800	●	●	●	●	●	●	○	○
GSH15B-5	400	●	●	●	●	●	●	●	●
	500	●	●	●	●	●	●	○	●
	600	●	●	●	●	●	●	○	○
GSH420	800	●	●	●	●	○	●		
	500	●	●	●	●	●	●	●	●
	600	●	●	●	●	●	●	●	●
GSH425	750	●	●	●	●	●	●	○	○
	750	●	●	●	●	○	●		
GSH520	950	●	○	●	○	○	○		
	1150	○		○	○		○		
	500	●	●	●	●	●	●	●	●
GSH525	600	●	●	●	●	●	●	○	○
	750	●	●	●	●	●	●		○
	750	●	○	●	●	○	●		
GSV520 GC	950	○		○	○		○		
	1150	○		○					
	400	●	●	●	●	●	●	●	●
	500	●	●	●	●	●	●	●	●
	600	●	●	●	●	●	●	○	●
GSV520	750	●	●	●	●	●	●	○	○
	1250	◇	◇	◇	◇	◇	◇	◇	◇
	400	●	●	●	●	●	●	●	●
	500	●	●	●	●	●	●	●	●
	600	●	●	●	●	●	●	○	●
GSV525	750	●	●	●	●	●	●	○	○
	1250	◇	◇	◇	◇	◇	◇	◇	◇
	600	●	●	●	●	○	●		
	750	●	○	●	●	○	●		
GSV525	950	●	○	○	○		○		
	1150	○		○			○		
	1550	◇	◇	◇	◇		◇		

*(continued on next page)*

# Orange Peel Grapples Technical Specifications

## Matching – Material Handlers *(continued)*

1800 kg/m<sup>3</sup> (3000 lb/yd<sup>3</sup>)     
  1200 kg/m<sup>3</sup> (2000 lb/yd<sup>3</sup>)     
  600 kg/m<sup>3</sup> (1000 lb/yd<sup>3</sup>)     
  No Match

### MH3024 *(continued)*

Undercarriage		Front Outriggers; Rear Blade						
Counterweight		5.2 mt						
Boom Type		1 PC		VA		MH (6.8 m)		
Stick Length		2.50 m (8'2")	2.90 m (9'6")	2.50 m (8'2")	2.90 m (9'6")	4.80 m (15'9")	4.90 m (16'1")	5.90 m (19'4")
GSH15B-4	600					○	●	○
	800						○	
GSH15B-5	400					●	●	●
	500					○	●	○
	600					○	●	○
GSH420	800						○	
	500					●	●	●
	600					○	●	○
GSH425	750					○	●	○
	750	●	○	●	○		○	
	950	○		○				
GSH520	1150	○		○				
	500					○	●	○
	600					○	●	○
GSH525	750						○	
	750	○		○				
	950	○		○				
GSV520 GC	1150							
	400					●	●	●
	500					●	●	●
	600					○	●	○
	750					○	○	○
GSV520	1250					◇	◇	◇
	400					●	●	●
	500					●	●	●
	600					○	●	○
	750						○	
GSV525	1250					◇	◇	◇
	600	●	○	●	○		○	
	750	●	○	●				
	950	○		○				
	1150							
GSV525	1550	◇		◇				

*(continued on next page)*

# Orange Peel Grapples Technical Specifications

## Matching – Material Handlers *(continued)*

1800 kg/m<sup>3</sup> (3000 lb/yd<sup>3</sup>)     
  1200 kg/m<sup>3</sup> (2000 lb/yd<sup>3</sup>)     
  600 kg/m<sup>3</sup> (1000 lb/yd<sup>3</sup>)     
  No Match

### MH3024 *(continued)*

Undercarriage		MH (2.75 m)							
Counterweight		4.2 mt							
Boom Type		1 PC			VA			MH (6.4 m)	
Stick Length		2.50 m (8'2")	2.80 m (9'2")	3.30 m (10'10")	2.50 m (8'2")	2.80 m (9'2")	3.30 m (10'10")	4.20 m (13'9")	4.90 m (16'1")
GSH15B-4	600	●	●	●	●	●	●	●	●
	800	●	●	●	●	●	●	●	●
GSH15B-5	400	●	●	●	●	●	●	●	●
	500	●	●	●	●	●	●	●	●
	600	●	●	●	●	●	●	●	●
	800	●	●	●	●	○	●	●	●
GSH420	500	●	●	●	●	●	●	●	●
	600	●	●	●	●	●	●	●	●
	750	●	●	●	●	●	●	●	●
GSH425	750	●	●	●	●	○	●		
	950	●	○	●	○	○	○		
	1150	○		○	○		○		
GSH520	500	●	●	●	●	●	●	●	●
	600	●	●	●	●	●	●	●	●
	750	●	●	●	●	●	●	●	●
GSH525	750	●	○	●	●	○	●		
	950	○		○	○		○		
	1150	○		○					
GSV520 GC	400	●	●	●	●	●	●	●	●
	500	●	●	●	●	●	●	●	●
	600	●	●	●	●	●	●	●	●
	750	●	●	●	●	●	●	●	●
	1250	◇	◇	◇	◇	◇	◇	◇	◇
GSV520	400	●	●	●	●	●	●	●	●
	500	●	●	●	●	●	●	●	●
	600	●	●	●	●	●	●	●	●
	750	●	●	●	●	●	●	●	●
	1250	◇	◇	◇	◇	◇	◇	◇	◇
GSV525	600	●	●	●	●	○	●		
	750	●	○	●	●	○	●		
	950	●	○	○	○		○		
	1150	○		○			○		
	1550	◇	◇	◇	◇		◇		

*(continued on next page)*



# Orange Peel Grapples Technical Specifications

## Matching – Material Handlers *(continued)*

1800 kg/m<sup>3</sup> (3000 lb/yd<sup>3</sup>)     
  1200 kg/m<sup>3</sup> (2000 lb/yd<sup>3</sup>)     
  600 kg/m<sup>3</sup> (1000 lb/yd<sup>3</sup>)     
  No Match

### MH3024 *(continued)*

Undercarriage		MH (2.99 m)						
Counterweight		4.1 mt						
Boom Type		1 PC		VA		MH (6.8 m)		
Stick Length		2.50 m (8'2")	2.90 m (9'6")	2.50 m (8'2")	2.90 m (9'6")	4.80 m (15'9")	4.90 m (16'1")	5.90 m (19'4")
GSH15B-4	600					●	●	●
	800					●	●	●
GSH15B-5	400					●	●	●
	500					●	●	●
	600					●	●	●
GSH420	800					○	●	○
	500					●	●	●
	600					●	●	●
GSH425	750					●	●	●
	750	●	○	●	○	○	●	○
	950	○		○		○	○	○
GSH520	1150	○		○			○	
	500					●	●	●
	600					●	●	●
GSH525	750					●	●	●
	750	○		○		○	○	
	950	○		○			○	
GSV520 GC	1150							
	400					●	●	●
	500					●	●	●
	600					●	●	●
	750					●	●	●
GSV520	1250					◇	◇	◇
	400					●	●	●
	500					●	●	●
	600					●	●	●
	750					●	●	●
GSV525	1250					◇	◇	◇
	600	●	○	●	○	●	●	○
	750	●	○	●	○	○	●	○
	950	○		○			○	
	1150							
GSV525	1550	◇		◇			◇	

*(continued on next page)*

# Orange Peel Grapples Technical Specifications

## Matching – Material Handlers *(continued)*

1800 kg/m<sup>3</sup> (3000 lb/yd<sup>3</sup>)     
  1200 kg/m<sup>3</sup> (2000 lb/yd<sup>3</sup>)     
  600 kg/m<sup>3</sup> (1000 lb/yd<sup>3</sup>)     
  No Match

### MH3024 *(continued)*

Undercarriage		MH (2.99 m)							
Counterweight		4.2 mt							
Boom Type		1 PC			VA			MH (6.4 m)	
Stick Length		2.50 m (8'2")	2.80 m (9'2")	3.30 m (10'10")	2.50 m (8'2")	2.80 m (9'2")	3.30 m (10'10")	4.20 m (13'9")	4.90 m (16'1")
GSH15B-4	600	●	●	●	●	●	●	●	●
	800	●	●	●	●	●	●	●	●
GSH15B-5	400	●	●	●	●	●	●	●	●
	500	●	●	●	●	●	●	●	●
	600	●	●	●	●	●	●	●	●
GSH420	800	●	●	●	●	○	●	●	●
	500	●	●	●	●	●	●	●	●
	600	●	●	●	●	●	●	●	●
GSH425	750	●	●	●	●	●	●	●	●
	750	●	●	●	●	○	●		
GSH520	950	●	○	●	○	○	○		
	1150	○		○	○		○		
	500	●	●	●	●	●	●	●	●
GSH525	600	●	●	●	●	●	●	●	●
	750	●	●	●	●	●	●	●	●
	750	●	○	●	●	○	●		
GSV520 GC	950	○		○	○		○		
	1150	○		○					
	400	●	●	●	●	●	●	●	●
GSV520	500	●	●	●	●	●	●	●	●
	600	●	●	●	●	●	●	●	●
	750	●	●	●	●	●	●	●	●
	1250	◇	◇	◇	◇	◇	◇	◇	◇
	1250	◇	◇	◇	◇	◇	◇	◇	◇
GSV525	600	●	●	●	●	○	●		
	750	●	○	●	●	○	●		
	950	●	○	○	○		○		
GSV525	1150	○		○			○		
	1550	◇	◇	◇	◇		◇		

*(continued on next page)*

# Orange Peel Grapples Technical Specifications

## Matching – Material Handlers *(continued)*

1800 kg/m<sup>3</sup> (3000 lb/yd<sup>3</sup>)     
  1200 kg/m<sup>3</sup> (2000 lb/yd<sup>3</sup>)     
  600 kg/m<sup>3</sup> (1000 lb/yd<sup>3</sup>)     
  No Match

### MH3024 *(continued)*

Undercarriage		MH (2.99 m)						
Counterweight		5.2 mt						
Boom Type		1 PC		VA		MH (6.8 m)		
Stick Length		2.50 m (8'2")	2.90 m (9'6")	2.50 m (8'2")	2.90 m (9'6")	4.80 m (15'9")	4.90 m (16'1")	5.90 m (19'4")
GSH15B-4	600					●	●	●
	800					●	●	●
GSH15B-5	400					●	●	●
	500					●	●	●
	600					●	●	●
GSH420	800					●	●	●
	500					●	●	●
	600					●	●	●
GSH425	750	●	○	●	○	●	●	●
	950	○		○		○	●	○
	1150	○		○		○	○	○
GSH520	500					●	●	●
	600					●	●	●
	750					●	●	●
GSH525	750	○		○		●	●	○
	950	○		○		○	○	○
	1150						○	
GSV520 GC	400					●	●	●
	500					●	●	●
	600					●	●	●
	750					●	●	●
	1250					◇	◇	◇
GSV520	400					●	●	●
	500					●	●	●
	600					●	●	●
	750					●	●	●
	1250					◇	◇	◇
GSV525	600	●	○	●	○	●	●	●
	750	●	○	●	○	●	●	○
	950	○		○		○	●	○
	1150					○	○	
	1550	◇		◇		◇	◇	◇

*(continued on next page)*

# Orange Peel Grapples Technical Specifications

## Matching – Material Handlers *(continued)*

1800 kg/m<sup>3</sup> (3000 lb/yd<sup>3</sup>)     
  1200 kg/m<sup>3</sup> (2000 lb/yd<sup>3</sup>)     
  600 kg/m<sup>3</sup> (1000 lb/yd<sup>3</sup>)     
  No Match

### MH3026

Undercarriage		Front Blade; Rear Outriggers							
Counterweight		5.2 mt							
Boom Type		1 PC		VA		MH (6.8 m)			
Stick Length		2.50 m (8'2")	2.90 m (9'6")	2.50 m (8'2")	2.90 m (9'6")	4.80 m (15'9")	4.90 m (16'1")	5.50 m (18'1")	5.90 m (19'4")
GSH15B-4	600					○	●	●	○
	800					○	○	○	
GSH15B-5	400					●	●	●	●
	500					○	●	●	○
	600					○	●	○	○
GSH420	800						○		
	500					●	●	●	●
	600					●	●	●	○
GSH425	750					○	●	○	○
	750	●	○	●	○		○		
	950	○		○					
GSH520	1150	○		○					
	500					●	●	●	○
	600					○	●	○	○
GSH525	750						○	○	
	750	●		○					
	950	○		○					
GSV520 GC	1150								
	400					●	●	●	●
	500					●	●	●	●
	600					○	●	●	○
	750					○	○	○	○
GSV520	1250					◇	◇	◇	◇
	400					●	●	●	●
	500					●	●	●	●
	600					○	●	●	○
	750					○	○	○	
GSV525	1250					◇	◇	◇	◇
	600	●	○	●	○		○		
	750	●	○	●					
	950	○		○					
	1150								
GSV525	1550	◇		◇					

*(continued on next page)*

# Orange Peel Grapples Technical Specifications

## Matching – Material Handlers *(continued)*

1800 kg/m<sup>3</sup> (3000 lb/yd<sup>3</sup>)     
  1200 kg/m<sup>3</sup> (2000 lb/yd<sup>3</sup>)     
  600 kg/m<sup>3</sup> (1000 lb/yd<sup>3</sup>)     
  No Match

### MH3026 *(continued)*

Undercarriage		Front Outriggers; Rear Blade							
Counterweight		5.2 mt							
Boom Type		1 PC		VA		MH (6.8 m)			
Stick Length		2.50 m (8'2")	2.90 m (9'6")	2.50 m (8'2")	2.90 m (9'6")	4.80 m (15'9")	4.90 m (16'1")	5.50 m (18'1")	5.90 m (19'4")
GSH15B-4	600					○	●	●	○
	800						○	○	
GSH15B-5	400					●	●	●	●
	500					○	●	●	○
	600					○	○	○	
GSH420	800						○		
	500					●	●	●	●
GSH420	600					○	●	●	○
	750					○	○	○	○
	750	●	○	●	○		○		
GSH425	950	○		○					
	1150	○		○					
GSH520	500					○	●	●	○
	600					○	●	○	○
	750						○	○	
GSH525	750	●		○					
	950	○		○					
	1150								
GSV520 GC	400					●	●	●	●
	500					●	●	●	●
	600					○	●	●	○
	750					○	○	○	○
	1250					◇	◇	◇	◇
GSV520	400					●	●	●	●
	500					●	●	●	●
	600					○	●	●	○
	750						○	○	
	1250					◇	◇	◇	
GSV525	600	●	○	●	○		○		
	750	●	○	●					
	950	○		○					
	1150								
	1550	◇		◇					

*(continued on next page)*

# Orange Peel Grapples Technical Specifications

## Matching – Material Handlers *(continued)*

1800 kg/m<sup>3</sup> (3000 lb/yd<sup>3</sup>)     
  1200 kg/m<sup>3</sup> (2000 lb/yd<sup>3</sup>)     
  600 kg/m<sup>3</sup> (1000 lb/yd<sup>3</sup>)     
  No Match

### MH3026 *(continued)*

Undercarriage		MH (2.75 m)							
Counterweight		5.2 mt							
Boom Type		1 PC		VA		MH (6.8 m)			
Stick Length		2.50 m (8'2")	2.90 m (9'6")	2.50 m (8'2")	2.90 m (9'6")	4.80 m (15'9")	4.90 m (16'1")	5.50 m (18'1")	5.90 m (19'4")
GSH15B-4	600					●	●	●	●
	800					●	●	●	●
GSH15B-5	400					●	●	●	●
	500					●	●	●	●
	600					●	●	●	●
GSH420	800					●	●	●	○
	500					●	●	●	●
	600					●	●	●	●
GSH425	750	●	○	●	○	●	●	●	○
	950	○		○		○	○	○	○
	1150	○		○			○	○	
GSH520	500					●	●	●	●
	600					●	●	●	●
	750					●	●	●	●
GSH525	750	●		○		○	●	○	○
	950	○		○			○	○	
	1150								
GSV520 GC	400					●	●	●	●
	500					●	●	●	●
	600					●	●	●	●
	750					●	●	●	●
	1250					◇	◇	◇	◇
GSV520	400					●	●	●	●
	500					●	●	●	●
	600					●	●	●	●
	750					●	●	●	●
	1250					◇	◇	◇	◇
GSV525	600	●	○	●	○	●	●	●	●
	750	●	○	●		○	●	○	○
	950	○		○		○	○	○	
	1150						○		
	1550	◇		◇		◇	◇	◇	

*(continued on next page)*

# Orange Peel Grapples Technical Specifications

## Matching – Material Handlers *(continued)*

1800 kg/m<sup>3</sup> (3000 lb/yd<sup>3</sup>)     
  1200 kg/m<sup>3</sup> (2000 lb/yd<sup>3</sup>)     
  600 kg/m<sup>3</sup> (1000 lb/yd<sup>3</sup>)     
  No Match

### MH3026 *(continued)*

Undercarriage		MH (2.99 m)							
Counterweight		5.2 mt							
Boom Type		1 PC		VA		MH (6.8 m)			
Stick Length		2.50 m (8'2")	2.90 m (9'6")	2.50 m (8'2")	2.90 m (9'6")	5.50 m (18'1")	5.90 m (19'4")	4.80 m (15'9")	4.90 m (16'1")
GSH15B-4	600					●	●	●	●
	800					●	●	●	●
GSH15B-5	400					●	●	●	●
	500					●	●	●	●
	600					●	●	●	●
GSH420	800					●	●	●	●
	500					●	●	●	●
	600					●	●	●	●
GSH425	750	●	○	●	○	●	●	●	●
	950	○		○		●	○	○	●
	1150	○		○		○	○	○	○
GSH520	500					●	●	●	●
	600					●	●	●	●
	750					●	●	●	●
GSH525	750	●		○		●	○	●	●
	950	○		○		○	○	○	○
	1150					○			○
GSV520 GC	400					●	●	●	●
	500					●	●	●	●
	600					●	●	●	●
	750					●	●	●	●
	1250					◇	◇	◇	◇
GSV520	400					●	●	●	●
	500					●	●	●	●
	600					●	●	●	●
	750					●	●	●	●
	1250					◇	◇	◇	◇
GSV525	600	●	○	●	○	●	●	●	●
	750	●	○	●		●	●	●	●
	950	○		○		○	○	○	●
	1150					○		○	○
	1550	◇		◇		◇	◇	◇	◇

*(continued on next page)*

# Orange Peel Grapples Technical Specifications

## Matching – Material Handlers *(continued)*

1800 kg/m<sup>3</sup> (3000 lb/yd<sup>3</sup>)     
  1200 kg/m<sup>3</sup> (2000 lb/yd<sup>3</sup>)     
  600 kg/m<sup>3</sup> (1000 lb/yd<sup>3</sup>)     
  No Match

### MH3027

Undercarriage		MH (2 sets outriggers)	
Boom Type		MH	
Stick Length		6.00 m (19'8")	
GSH425	750	●	
	950	○	
	1150	○	
GSH525	750	○	
	950	○	
GSV525	750	●	
	950	○	

### MH3037

Undercarriage		MH (2 sets outriggers)	
Boom Type		MH	
Stick Length		5.80 m (19'0")	7.20 m (23'7")
GSH425	750	●	●
	950	●	●
	1150	●	○
GSH525	750	●	●
	950	●	○
	1150	●	○
GSV525	750	●	●
	950	●	●
	1150	●	○

*(continued on next page)*



# Orange Peel Grapples Technical Specifications

## Matching – Material Handlers *(continued)*

1800 kg/m<sup>3</sup> (3000 lb/yd<sup>3</sup>)     
  1200 kg/m<sup>3</sup> (2000 lb/yd<sup>3</sup>)     
  600 kg/m<sup>3</sup> (1000 lb/yd<sup>3</sup>)     
  No Match

### MH3049

Undercarriage		MH (2 sets outriggers)
Boom Type		MH
Stick Length		8.00 m (26'3")
GSH425	750	●
	950	●
	1150	●
GSH440	950	●
	1150	○
GSH525	750	●
	950	●
	1150	○
GSV525	750	●
	950	●
	1150	●

### MH3059

Undercarriage		MH (2 sets outriggers)
Boom Type		MH
Stick Length		9.00 m (29'6")
GSH22B-4	1000	●
	1500	●
	2000	○
GSH22B-5	1000	●
	1500	○

# Orange Peel Grapples Technical Specifications

## Installation Hardware

HPL & MPL	Choose Part number 244-3148 (CVC) or 244-3149 (CVV)
MPL	Choose Part Number 244-3146 (CVC) or 244-3147 (CVV)
	Not Required

†Consult your dealer for availability.

### GSH22B

Machine Model	324D		328D CR	329D		329D2		329F	330D MH	336D
Linkage	CB	DB	CB	CB	DB	CB	DB	CB	N/A	DB
<b>Required</b>										
Crosshead	298-2403	298-5171	298-2403	298-2403	298-5171	298-2403	298-5171	298-2403	292-4776	298-5171
Stick Pin									233-1341	
Connecting Lines	297-7874	297-7874	297-7874	297-7874	297-7874	297-7874	297-7874	297-7874	554-3780	548-8395
Quick Disconnects										

### Optional

Magnet Sleeve	305-7344	305-7344	305-7344	305-7344	305-7344	305-7344	305-7344	305-7344	305-7344	305-7344
---------------	----------	----------	----------	----------	----------	----------	----------	----------	----------	----------

### GSH22B (continued)

Machine Model	336D	336D2		336D2 GC	336E		336E H	336F	336F	336F XE
Linkage	TB	DB	TB	DB	DB	TB	DB	DB	TB	DB
<b>Required</b>										
Crosshead	298-3610	298-5171	298-3610	298-5171	298-5171	298-3610	298-5171	298-5171	298-3610	298-5171
Stick Pin										
Connecting Lines	548-8395	548-8395	548-8395	548-8395	548-8395	548-8395	548-8395	548-8395	548-8395	548-8395
Quick Disconnects										

### Optional

Magnet Sleeve	305-7344	305-7344	305-7344	305-7344	305-7344	305-7344	305-7344	305-7344	305-7344	305-7344
---------------	----------	----------	----------	----------	----------	----------	----------	----------	----------	----------

### GSH22B (continued)

Machine Model	336F XE	336 GC	336		340D2		340F	340F	340F UHD	349D2
Linkage	TB	DB	DB	TB	DB	TB	DB	TB	DB	TB
<b>Required</b>										
Crosshead	298-3610	298-5171	298-5171	298-3610	298-5171	298-3610	298-5171	298-3610	†	298-3610
Stick Pin										
Connecting Lines	548-8395	548-8395	548-8395	548-8395	548-8395	548-8395	548-8395	548-8395	†	†
Quick Disconnects										

### Optional

Magnet Sleeve	305-7344	305-7344	305-7344	305-7344	305-7344	305-7344	305-7344	305-7344	305-7344	305-7344
---------------	----------	----------	----------	----------	----------	----------	----------	----------	----------	----------

### GSH22B (continued)

Machine Model	349E	349F	349F XE	352F	352F XE	M325D LMH	MH3059
Linkage	TB	TB	TB	TB	TB	—	—
<b>Required</b>							
Crosshead	298-3610	298-3610	298-3610	298-3610	298-3610	292-4776	392-0684
Stick Pin						233-1341	478-6924
Connecting Lines	†	†	†	†	†	297-7877	394-6065
Quick Disconnects						244-3148	

### Optional

Magnet Sleeve	305-7344	305-7344	305-7344	305-7344	305-7344	305-7344	305-7344
---------------	----------	----------	----------	----------	----------	----------	----------

(continued on next page)

# Orange Peel Grapples Technical Specifications

## Installation Hardware (continued)

HPL & MPL	Choose Part number 244-3148 (CVC) or 244-3149 (CVV)
MPL	Choose Part Number 244-3146 (CVC) or 244-3147 (CVV)
	Not Required

†Consult your dealer for availability.

### GSH420

Machine Model	316E	316F	318D2	318E	318F	320D2	320D2 GC	320E	320E RR	320F
Linkage	—	—	—	—	—	B	B	B	B	B

#### Required

Crosshead	509-6501	509-6501	509-6501	509-6501	509-6501	509-6502	509-6502	509-6502	509-6502	509-6502
Stick Pin										
Connecting Lines	549-1075	549-1075	549-1075	549-1075	549-1075	548-8395	548-8395	548-8395	548-8395	548-8395
Quick Disconnects										

#### Optional

Magnet Sleeve	233-9905	233-9905	233-9905	233-9905	233-9905	233-9905	233-9905	233-9905	233-9905	233-9905
---------------	----------	----------	----------	----------	----------	----------	----------	----------	----------	----------

### GSH420 (continued)

Machine Model	320	323D2	323E	323F	323	325F CR	M314F		M315D2	M315F
Linkage	B	B	B	B	B	B	—	N/A	—	—

#### Required

Crosshead	509-6502	509-6502	509-6502	509-6502	509-6502	509-6502	509-6501	509-6501	509-6501	509-6501
Stick Pin										
Connecting Lines	548-8395	548-8395	548-8395	548-8395	548-8395	548-8395	550-2045	540-6704	550-2045	550-2045
Quick Disconnects							HPL & MPL	MPL	MPL	MPL

#### Optional

Magnet Sleeve	233-9905	233-9905	233-9905	233-9905	233-9905	233-9905	233-9905	233-9905	233-9905	233-9905
---------------	----------	----------	----------	----------	----------	----------	----------	----------	----------	----------

### GSH420 (continued)

Machine Model	M316F		M317D2	M317F	M318F		M320D2	M320F		M322D2
Linkage	—	N/A	—	—	—	N/A	—	—	N/A	—

#### Required

Crosshead	509-6501	509-6501	509-6501	509-6501	509-6501	509-6501	509-6501	509-6501	509-6502	509-6502
Stick Pin										
Connecting Lines	550-2045	540-6704	550-2045	550-2045	550-2045	540-6704	550-2045	550-2045	540-6704	550-2045
Quick Disconnects	MPL	HPL & MPL	MPL	MPL	MPL	HPL & MPL	MPL	MPL	HPL & MPL	MPL

#### Optional

Magnet Sleeve	233-9905	233-9905	233-9905	233-9905	233-9905	233-9905	233-9905	233-9905	233-9905	233-9905
---------------	----------	----------	----------	----------	----------	----------	----------	----------	----------	----------

### GSH420 (continued)

Machine Model	M322D2 MH		M322F	M324D2 MH	MH3022		MH3024	MH3026	
Linkage	—	N/A	—	MH	B	MH	B	MH	MH

#### Required

Crosshead	509-6502	509-6502	509-6502	509-6502	509-6502	509-6502	509-6502	509-6502	509-6502
Stick Pin									
Connecting Lines	550-2045	540-6704	550-2045	540-6704	540-6704	540-6704	540-6704	540-6704	540-6704
Quick Disconnects	MPL	HPL & MPL	MPL	HPL & MPL					

#### Optional

Magnet Sleeve	233-9905	233-9905	233-9905	233-9905	305-7344	305-7344	305-7344	305-7344	305-7344
---------------	----------	----------	----------	----------	----------	----------	----------	----------	----------

(continued on next page)

# Orange Peel Grapples Technical Specifications

## Installation Hardware *(continued)*

HPL & MPL	Choose Part number 244-3148 (CVC) or 244-3149 (CVV)
MPL	Choose Part Number 244-3146 (CVC) or 244-3147 (CVV)
	Not Required

†Consult your dealer for availability.

### GSH425

Machine Model	320D		320D RR	320D2	320E		320E RR	320F	320	321D CR
Linkage	B	CB	B	B	B	CB	B	B	B	B
<b>Required</b>										
Crosshead	469-3644	471-6951	469-3644	469-3644	469-3644	471-6951	469-3644	469-3644	469-3644	469-3644
Stick Pin										
Connecting Lines	548-8395	548-8395	548-8395	548-8395	548-8395	548-8395	548-8395	548-8395	548-8395	297-7874
Quick Disconnects										
<b>Optional</b>										
Magnet Sleeve	305-7343	305-7343	305-7343	305-7343	305-7343	305-7343	305-7343	305-7343	305-7343	305-7343

### GSH425 *(continued)*

Machine Model	323D		323D2		323E		323F	323	324D	
Linkage	B	CB	B	CB	B	CB	B	B	B	CB
<b>Required</b>										
Crosshead	469-3644	471-6951	469-3644	471-6951	469-3644	471-6951	469-3644	469-3644	469-3644	471-6951
Stick Pin										
Connecting Lines	297-7874	297-7874	297-7874	297-7874	297-7874	297-7874	548-8395	548-8395	548-8395	548-8395
Quick Disconnects										
<b>Optional</b>										
Magnet Sleeve	305-7343	305-7343	305-7343	305-7343	305-7343	305-7343	305-7343	305-7343	305-7343	305-7343

### GSH425 *(continued)*

Machine Model	324E	325D MH	325F CR	326D2	326F	328D CR	329D		329D2	
Linkage	CB	MH	B	CB	CB	CB	CB	DB	CB	DB
<b>Required</b>										
Crosshead	471-6951	469-3643	469-3644	471-6951	471-6951	471-6951	471-6951	471-6953	471-6951	471-6953
Stick Pin		233-1341								
Connecting Lines	297-7874	297-7876	548-8395	297-7874	548-8395	548-8395	548-8395	297-7874	548-8395	297-7874
Quick Disconnects										
<b>Optional</b>										
Magnet Sleeve	305-7343	305-7343	305-7343	305-7343	305-7343	305-7343	305-7343	305-7343	305-7343	305-7343

### GSH425 *(continued)*

Machine Model	329E	329F	330D MH	330D2	330F	335F CR	M318D	M318D MH	M320D2	M320F
Linkage	CB	CB	MH	CB	CB	CB	B	MH	B	B
<b>Required</b>										
Crosshead	471-6951	471-6951	469-3646	471-6951	471-6951	471-6951	469-3644	469-3644	469-3644	469-3644
Stick Pin			233-1341							
Connecting Lines	548-8395	297-7874	297-7876	548-8395	548-8395	548-8395	550-2045	550-2045	550-2045	550-2045
Quick Disconnects							MPL	HPL & MPL	MPL	MPL
<b>Optional</b>										
Magnet Sleeve	305-7343	305-7343	305-7343	305-7343	305-7343	305-7343	305-7343	305-7343	305-7343	305-7343

*(continued on next page)*

# Orange Peel Grapples Technical Specifications

## Installation Hardware (continued)

HPL & MPL	Choose Part number 244-3148 (CVC) or 244-3149 (CVV)
MPL	Choose Part Number 244-3146 (CVC) or 244-3147 (CVV)
	Not Required

†Consult your dealer for availability.

### GSH425 (continued)

Machine Model	M322D	M322D MH	M322D2	M322D2 MH	M322F	M324D2 MH	M325D LMH		M325D MH	
Linkage	B	MH	B	MH	B	MH	B	MH	B	MH
<b>Required</b>										
Crosshead	469-3644	469-3644	469-3644	469-3644	469-3644	469-3644	469-3644	469-3643	469-3644	469-3643
Stick Pin								233-1341		233-1341
Connecting Lines	550-2045	540-6704	550-2045	540-6704	550-2045	540-6704	548-8395	540-6704	548-8395	540-6704
Quick Disconnects	MPL	HPL & MPL	MPL	HPL & MPL	MPL	HPL & MPL		244-3148		244-3148
<b>Optional</b>										
Magnet Sleeve	305-7343	305-7343	305-7343	305-7343	305-7343	305-7343	305-7343	305-7343	305-7343	305-7343

### GSH425 (continued)

Machine Model	MH3022		MH3024		MH3026		MH3027	MH3037	MH3049
Linkage	B	MH	B	MH	—	MH	MH	MH	MH
<b>Required</b>									
Crosshead	469-3644	469-3644	469-3644	469-3644	469-3644	469-3644	469-3647	469-3647	469-3647
Stick Pin							478-6924	478-6924	478-6924
Connecting Lines	550-2045	540-6704	550-2045	540-6704	550-2045	540-6704	394-6065	394-6065	394-6065
Quick Disconnects	MPL	HPL & MPL	MPL	HPL & MPL	MPL	HPL & MPL			
<b>Optional</b>									
Magnet Sleeve	305-7343	305-7343	305-7343	305-7343	305-7343	305-7343	305-7343	305-7343	305-7343

### GSH440

Machine Model	324D		324E		326D2	326F	328D CR	329D		329E
Linkage	CB	DB	CB	DB	CB	CB	CB	CB	DB	CB
<b>Required</b>										
Crosshead	471-6951	471-6953	471-6951	471-6953	471-6951	471-6951	471-6951	471-6951	471-6953	471-6951
Stick Pin										
Connecting Lines	548-8395	548-8395	548-8395	548-8395	548-8395	548-8395	548-8395	548-8395	548-8395	548-8395
Quick Disconnects										
<b>Optional</b>										
Magnet Sleeve	305-7343	305-7343	305-7343	305-7343	305-7343	305-7343	305-7343	305-7343	305-7343	305-7343

### GSH440 (continued)

Machine Model	329E	330D2		330F	335F CR	336D	336D2	336D2 GC	336E	336F
Linkage	DB	CB	DB	CB	CB	DB	DB	DB	DB	DB
<b>Required</b>										
Crosshead	471-6953	471-6951	471-6953	471-6951	471-6951	471-6953	471-6953	471-6953	471-6953	471-6953
Stick Pin										
Connecting Lines	548-8395	548-8395	548-8395	548-8395	548-8395	548-8395	548-8395	548-8395	548-8395	548-8395
Quick Disconnects										
<b>Optional</b>										
Magnet Sleeve	305-7343	305-7343	305-7343	305-7343	305-7343	305-7343	305-7343	305-7343	305-7343	305-7343

(continued on next page)

# Orange Peel Grapples Technical Specifications

## Installation Hardware *(continued)*

HPL & MPL	Choose Part number 244-3148 (CVC) or 244-3149 (CVV)
MPL	Choose Part Number 244-3146 (CVC) or 244-3147 (CVV)
	Not Required

†Consult your dealer for availability.

### GSH440 *(continued)*

Machine Model	336F XE	336 GC	336	340D2	MH3049
Linkage	DB	DB	DB	DB	MH/IND
<b>Required</b>					
Crosshead	471-6953	471-6953	471-6953	471-6953	469-3647
Stick Pin					478-6924
Connecting Lines	548-8395	548-8395	548-8395	548-8395	394-6065
Quick Disconnects					
<b>Optional</b>					
Magnet Sleeve	305-7343	305-7343	305-7343	305-7343	305-7343

### GSH520

Machine Model	316E	316F	318D2	318E	318F	320D2	320D2 GC	320E	320E RR	320F
Linkage	—	—	—	—	—	B	B	B	B	B
<b>Required</b>										
Crosshead	509-6501	509-6501	509-6501	509-6501	509-6501	509-6502	509-6502	509-6502	509-6502	509-6502
Stick Pin										
Connecting Lines	549-1075	549-1075	549-1075	549-1075	549-1075	548-8395	548-8395	548-8395	548-8395	548-8395
Quick Disconnects										
<b>Optional</b>										
Magnet Sleeve	233-9905	233-9905	233-9905	233-9905	233-9905	233-9905	233-9905	233-9905	233-9905	233-9905

### GSH520 *(continued)*

Machine Model	320	323D2	323E	323F	323	325F CR	M314F		M315D2	M315F
Linkage	B	B	B	B	B	B	—	N/A	—	—
<b>Required</b>										
Crosshead	509-6502	509-6502	509-6502	509-6502	509-6502	509-6502	509-6501	509-6501	509-6501	509-6501
Stick Pin										
Connecting Lines	548-8395	548-8395	548-8395	548-8395	548-8395	548-8395	550-2045	540-6704	550-2045	550-2045
Quick Disconnects							MPL	HPL & MPL	MPL	MPL
<b>Optional</b>										
Magnet Sleeve	233-9905	233-9905	233-9905	233-9905	233-9905	233-9905	233-9905	233-9905	233-9905	233-9905

### GSH520 *(continued)*

Machine Model	M316F		M317D2	M317F	M318F		M320D2	M320F		M322D2
Linkage	—	N/A	—	—	—	N/A	—	—	N/A	—
<b>Required</b>										
Crosshead	509-6501	509-6501	509-6501	509-6501	509-6501	509-6501	509-6502	509-6502	509-6502	509-6502
Stick Pin										
Connecting Lines	550-2045	540-6704	550-2045	550-2045	550-2045	540-6704	550-2045	550-2045	540-6704	550-2045
Quick Disconnects	MPL	HPL & MPL	MPL	MPL	MPL	HPL & MPL	MPL	MPL	HPL & MPL	MPL
<b>Optional</b>										
Magnet Sleeve	233-9905	233-9905	233-9905	233-9905	233-9905	233-9905	233-9905	233-9905	233-9905	233-9905

*(continued on next page)*

# Orange Peel Grapples Technical Specifications

## Installation Hardware *(continued)*

HPL & MPL	Choose Part number 244-3148 (CVC) or 244-3149 (CVV)
MPL	Choose Part Number 244-3146 (CVC) or 244-3147 (CVV)
	Not Required

†Consult your dealer for availability.

### GSH520 *(continued)*

Machine Model	M322D2 MH		M322F	M324D2 MH	MH3022		MH3024		MH3026
Linkage	—	N/A	—	MH	B	MH	B	MH	MH
<b>Required</b>									
Crosshead	509-6502	509-6502	509-6502	509-6502	509-6502	509-6502	509-6502	509-6502	509-6502
Stick Pin									
Connecting Lines	550-2045	540-6704	550-2045	540-6704	550-2045	540-6704	550-2045	540-6704	540-6704
Quick Disconnects	MPL	HPL & MPL	MPL	HPL & MPL	MPL	HPL & MPL	MPL	HPL & MPL	HPL & MPL
<b>Optional</b>									
Magnet Sleeve	233-9905	233-9905	233-9905	233-9905	305-7344	305-7344	305-7344	305-7344	305-7344

### GSH525

Machine Model	320D		320D RR	320E		320E RR	320F	320	321D CR	323D
Linkage	B	CB	B	B	CB	B	B	B	B	B
<b>Required</b>										
Crosshead	469-3644	471-6951	469-3644	469-3644	471-6951	469-3644	469-3644	469-3644	469-3644	469-3644
Stick Pin										
Connecting Lines	548-8395	548-8395	548-8395	548-8395	548-8395	548-8395	548-8395	548-8395	548-8395	548-8395
Quick Disconnects										
<b>Optional</b>										
Magnet Sleeve	305-7343	305-7343	305-7343	305-7343	305-7343	305-7343	305-7343	305-7343	305-7343	305-7343

### GSH525 *(continued)*

Machine Model	323D	323D2		323E		323F	323	324D		324E
Linkage	CB	B	CB	B	CB	B	B	B	CB	CB
<b>Required</b>										
Crosshead	471-6951	469-3644	471-6951	469-3644	471-6951	469-3644	469-3644	469-3644	471-6951	471-6951
Stick Pin										
Connecting Lines	548-8395	548-8395	548-8395	548-8395	548-8395	548-8395	548-8395	548-8395	548-8395	548-8395
Quick Disconnects										
<b>Optional</b>										
Magnet Sleeve	305-7343	305-7343	305-7343	305-7343	305-7343	305-7343	305-7343	305-7343	305-7343	305-7343

### GSH525 *(continued)*

Machine Model	325D MH	325F CR	326D2	326F	328D CR	329D	329D2	329E	330D MH	330D2
Linkage	MH	B	CB	CB	CB	CB	CB	CB	MH	CB
<b>Required</b>										
Crosshead	469-3643	469-3644	471-6951	471-6951	471-6951	471-6951	471-6951	471-6951	469-3646	471-6951
Stick Pin	233-1341								233-1341	
Connecting Lines	554-3780	548-8395	548-8395	548-8395	548-8395	548-8395	548-8395	548-8395	554-3780	548-8395
Quick Disconnects										
<b>Optional</b>										
Magnet Sleeve	305-7343	305-7343	305-7343	305-7343	305-7343	305-7343	305-7343	305-7343	305-7343	305-7343

*(continued on next page)*

# Orange Peel Grapples Technical Specifications

## Installation Hardware (continued)

HPL & MPL	Choose Part number 244-3148 (CVC) or 244-3149 (CVV)
MPL	Choose Part Number 244-3146 (CVC) or 244-3147 (CVV)
	Not Required

†Consult your dealer for availability.

### GSH525 (continued)

Machine Model	330F	335F CR	M318D	M318D MH	M320D2	M320F	M322D	M322D MH	M322D2	M322D2 MH
Linkage	CB	CB	B	MH	B	B	B	MH	B	MH

#### Required

Crosshead	471-6951	471-6951	469-3644	469-3644	469-3644	469-3644	469-3644	469-3644	469-3644	469-3644
Stick Pin										
Connecting Lines	548-8395	548-8395	550-2045	540-6704	550-2045	550-2045	550-2045	540-6704	550-2045	540-6704
Quick Disconnects			MPL	HPL & MPL	MPL	MPL	MPL	HPL & MPL	MPL	HPL & MPL

#### Optional

Magnet Sleeve	305-7343	305-7343	305-7343	305-7343	305-7343	305-7343	305-7343	305-7343	305-7343	305-7343
---------------	----------	----------	----------	----------	----------	----------	----------	----------	----------	----------

### GSH525 (continued)

Machine Model	M322F	M324D2 MH	M325D LMH		M325D MH		MH3022		MH3024	
Linkage	B	MH	B	MH	B	MH	B	MH	B	MH

#### Required

Crosshead	469-3644	469-3644	469-3644	469-3643	469-3644	469-3643	469-3644	469-3644	469-3644	469-3644
Stick Pin				233-1341		233-1341				
Connecting Lines	550-2045	540-6704	548-8395	540-6704	548-8395	540-6704	550-2045	540-6704	550-2045	540-6704
Quick Disconnects	MPL	HPL & MPL		244-3148		244-3148	MPL	HPL & MPL	MPL	HPL & MPL

#### Optional

Magnet Sleeve	305-7343	305-7343	305-7343	305-7343	305-7343	305-7343	305-7343	305-7343	305-7343	305-7343
---------------	----------	----------	----------	----------	----------	----------	----------	----------	----------	----------

### GSH525 (continued)

Machine Model	MH3026	MH3027	MH3037	MH3049
Linkage	MH	MH	MH	MH

#### Required

Crosshead	469-3644	469-3644	469-3647	469-3647
Stick Pin			478-6924	478-6924
Connecting Lines	550-2045	540-6704	394-6065	†
Quick Disconnects	MPL	HPL & MPL		

#### Optional

Magnet Sleeve	305-7343	305-7343	305-7343	305-7343
---------------	----------	----------	----------	----------

### GSV520 GC

Machine Model	311F	312D2	312E	312F	313D2	313F GC	314E CR	314F	315F CR	316E
Linkage	—	—	—	—	—	—	—	—	—	—

#### Required

Crosshead	549-0280	549-0280	549-0280	549-0280	549-0280	549-0280	549-0280	549-0280	549-0280	509-6501
Stick Pin										
Connecting Lines	485-3345	485-3345	485-3345	485-3345	485-3345	485-3345	485-3345	485-3345	485-3345	485-3345
Quick Disconnects										

#### Optional

Magnet Sleeve	233-9905	233-9905	233-9905	233-9905	233-9905	233-9905	233-9905	233-9905	233-9905	233-9905
---------------	----------	----------	----------	----------	----------	----------	----------	----------	----------	----------

(continued on next page)



# Orange Peel Grapples Technical Specifications

## Installation Hardware (continued)

HPL & MPL	Choose Part number 244-3148 (CVC) or 244-3149 (CVV)
MPL	Choose Part Number 244-3146 (CVC) or 244-3147 (CVV)
	Not Required

†Consult your dealer for availability.

### GSV520 GC (continued)

Machine Model	316F	318D2	318E	318F	320D2	320D2 GC	320E	320E RR	320F	320
Linkage	—	—	—	—	B	B	B	B	B	B

#### Required

Crosshead	509-6501	509-6501	509-6501	509-6501	509-6502	509-6502	509-6502	509-6502	509-6502	509-6502
Stick Pin										
Connecting Lines	485-3345	485-3345	485-3345	485-3345	543-4842	543-4842	543-4842	543-4842	543-4842	543-4842
Quick Disconnects										

#### Optional

Magnet Sleeve	233-9905	233-9905	233-9905	233-9905	233-9905	233-9905	233-9905	233-9905	233-9905	233-9905
---------------	----------	----------	----------	----------	----------	----------	----------	----------	----------	----------

### GSV520 GC (continued)

Machine Model	323E	M314F		M315D2	M315F	M316F		M317D2	M317F	M318F
Linkage	B	—	N/A	—	—	—	N/A	—	—	—

#### Required

Crosshead	509-6502	509-6501	509-6501	509-6501	509-6501	509-6501	509-6501	509-6501	509-6501	509-6501
Stick Pin										
Connecting Lines	543-4842	549-8205	541-0774	549-8205	549-8205	549-8205	541-0774	549-8205	549-8205	549-8205
Quick Disconnects		MPL	HPL & MPL	MPL	MPL	MPL	HPL & MPL	MPL	MPL	MPL

#### Optional

Magnet Sleeve	233-9905	233-9905	233-9905	233-9905	233-9905	233-9905	233-9905	233-9905	233-9905	233-9905
---------------	----------	----------	----------	----------	----------	----------	----------	----------	----------	----------

### GSV520 GC (continued)

Machine Model	M318F	M320D2	M320F		M322D2	M322D2 MH		M322F	M324D2 MH	
Linkage	N/A	—	—	N/A	—	—	N/A	—	—	N/A

#### Required

Crosshead	509-6501	509-6502	509-6502	509-6502	509-6502	509-6502	509-6502	509-6502	509-6502	509-6502
Stick Pin										
Connecting Lines	541-0774	549-8205	549-8205	541-0774	549-8205	549-8205	541-0774	549-8205	549-8205	541-0774
Quick Disconnects	HPL & MPL	MPL	MPL	HPL & MPL	MPL	MPL	HPL & MPL	MPL	MPL	HPL & MPL

#### Optional

Magnet Sleeve	233-9905	233-9905	233-9905	233-9905	233-9905	233-9905	233-9905	233-9905	233-9905	233-9905
---------------	----------	----------	----------	----------	----------	----------	----------	----------	----------	----------

### GSV520 GC (continued)

Machine Model	MH3022		MH3024		MH3026	
Linkage	—	N/A	—	N/A	—	N/A

#### Required

Crosshead	509-6502	509-6502	509-6502	509-6502	509-6502	509-6502
Stick Pin						
Connecting Lines	549-8205	541-0774	549-8205	541-0774	549-8205	541-0774
Quick Disconnects	MPL	HPL & MPL	MPL	HPL & MPL	MPL	HPL & MPL

#### Optional

Magnet Sleeve	233-9905	233-9905	233-9905	233-9905	233-9905	233-9905
---------------	----------	----------	----------	----------	----------	----------

(continued on next page)

# Orange Peel Grapples Technical Specifications

## Installation Hardware *(continued)*

HPL & MPL	Choose Part number 244-3148 (CVC) or 244-3149 (CVV)
MPL	Choose Part Number 244-3146 (CVC) or 244-3147 (CVV)
	Not Required

†Consult your dealer for availability.

### GSV520

Machine Model	316E	316F	318D2	318E	318F	320D2	320D2 GC	320E	320E RR	320F	320
Linkage	—	—	—	—	—	B	B	B	B	B	B

#### Required

Crosshead	509-6501	509-6501	509-6501	509-6501	509-6501	509-6502	509-6502	509-6502	509-6502	509-6502	509-6502
Stick Pin											
Connecting Lines	549-1075	549-1075	549-1075	549-1075	549-1075	548-8395	548-8395	548-8395	548-8395	548-8395	548-8395
Quick Disconnects											

#### Optional

Magnet Sleeve	233-9905	233-9905	233-9905	233-9905	233-9905	233-9905	233-9905	233-9905	233-9905	233-9905	233-9905
---------------	----------	----------	----------	----------	----------	----------	----------	----------	----------	----------	----------

### GSV520 *(continued)*

Machine Model	323D2	323E	323F	323	325F CR	M314F		M315D2	M315F	M316F	
Linkage	B	B	B	B	B	—	N/A	—	—	—	N/A

#### Required

Crosshead	509-6502	509-6502	509-6502	509-6502	509-6502	509-6501	509-6501	509-6501	509-6501	509-6501	509-6501
Stick Pin											
Connecting Lines	548-8395	548-8395	548-8395	548-8395	548-8395	550-2045	540-6704	550-2045	550-2045	550-2045	540-6704
Quick Disconnects						MPL	HPL & MPL	MPL	MPL	MPL	HPL & MPL

#### Optional

Magnet Sleeve	233-9905	233-9905	233-9905	233-9905	233-9905	233-9905	233-9905	233-9905	233-9905	233-9905	233-9905
---------------	----------	----------	----------	----------	----------	----------	----------	----------	----------	----------	----------

### GSV520 *(continued)*

Machine Model	M317D2	M317F	M318F		M320D2	M320F		M322D2	M322D2 MH		M322F
Linkage	—	—	—	N/A	—	—	N/A	—	—	N/A	—

#### Required

Crosshead	509-6501	509-6501	509-6501	509-6501	509-6502	509-6502	509-6502	509-6502	509-6502	509-6502	509-6502
Stick Pin											
Connecting Lines	550-2045	550-2045	550-2045	540-6704	550-2045	550-2045	540-6704	550-2045	550-2045	540-6704	550-2045
Quick Disconnects	MPL	MPL	MPL	HPL & MPL	MPL	MPL	HPL & MPL	MPL	MPL	HPL & MPL	MPL

#### Optional

Magnet Sleeve	233-9905	233-9905	233-9905	233-9905	233-9905	233-9905	233-9905	233-9905	233-9905	233-9905	233-9905
---------------	----------	----------	----------	----------	----------	----------	----------	----------	----------	----------	----------

### GSV520 *(continued)*

Machine Model	M324D2 MH		MH3022		MH3024		MH3026	
Linkage	—	N/A	—	N/A	—	N/A	—	N/A

#### Required

Crosshead	509-6502	509-6502	509-6502	509-6502	509-6502	509-6502	509-6502	509-6502
Stick Pin								
Connecting Lines	550-2045	540-6704	550-2045	540-6704	550-2045	540-6704	550-2045	540-6704
Quick Disconnects	MPL	HPL & MPL	MPL	HPL & MPL	MPL	HPL & MPL	MPL	HPL & MPL

#### Optional

Magnet Sleeve	233-9905	233-9905	233-9905	233-9905	233-9905	233-9905	233-9905	233-9905
---------------	----------	----------	----------	----------	----------	----------	----------	----------

*(continued on next page)*

# Orange Peel Grapples Technical Specifications

## Installation Hardware (continued)

HPL & MPL	Choose Part number 244-3148 (CVC) or 244-3149 (CVV)
MPL	Choose Part Number 244-3146 (CVC) or 244-3147 (CVV)
	Not Required

†Consult your dealer for availability.

### GSV525

Machine Model	320D		320D RR	320D2	320E		320E RR	320F	320	321D CR
Linkage	B	CB	B	B	B	CB	B	B	B	B
<b>Required</b>										
Crosshead	469-3644	471-6951	469-3644	469-3644	469-3644	471-6951	469-3644	469-3644	469-3644	469-3644
Stick Pin										
Connecting Lines	548-8395	548-8395	548-8395	548-8395	548-8395	548-8395	548-8395	548-8395	548-8395	548-8395
Quick Disconnects										
<b>Optional</b>										
Magnet Sleeve	305-7343	305-7343	305-7343	305-7343	305-7343	305-7343	305-7343	305-7343	305-7343	305-7343

### GSV525 (continued)

Machine Model	323D		323D2		323E		323F	323	324D	324E
Linkage	B	CB	B	CB	B	CB	B	B	CB	CB
<b>Required</b>										
Crosshead	469-3644	471-6951	469-3644	471-6951	469-3644	471-6951	469-3644	469-3644	471-6951	471-6951
Stick Pin										
Connecting Lines	548-8395	548-8395	548-8395	548-8395	548-8395	548-8395	548-8395	548-8395	548-8395	548-8395
Quick Disconnects										
<b>Optional</b>										
Magnet Sleeve	305-7343	305-7343	305-7343	305-7343	305-7343	305-7343	305-7343	305-7343	305-7343	305-7343

### GSV525 (continued)

Machine Model	325D MH	325F CR	326D2	326F	328D CR	329D	329D2	329E	330D MH	330D2
Linkage	MH	B	CB	CB	CB	CB	CB	CB	MH	CB
<b>Required</b>										
Crosshead	469-3643	469-3644	471-6951	471-6951	471-6951	471-6951	471-6951	471-6951	469-3646	471-6951
Stick Pin										
Connecting Lines	554-3780	548-8395	548-8395	548-8395	548-8395	548-8395	548-8395	548-8395	554-3780	548-8395
Quick Disconnects										
<b>Optional</b>										
Magnet Sleeve	305-7343	305-7343	305-7343	305-7343	305-7343	305-7343	305-7343	305-7343	305-7343	305-7343

### GSV525 (continued)

Machine Model	330F	335F CR	M318D	M318D MH	M320D2	M320F	M322D	M322D MH	M322D2	M322D2 MH
Linkage	CB	CB	B	MH	B	B	B	MH	B	MH
<b>Required</b>										
Crosshead	471-6951	471-6951	469-3644	469-3644	469-3644	469-3644	469-3644	469-3644	469-3644	469-3644
Stick Pin										
Connecting Lines	548-8395	548-8395	550-2045	540-6704	550-2045	550-2045	550-2045	540-6704	550-2045	540-6704
Quick Disconnects			MPL	HPL & MPL	MPL	MPL	MPL	HPL & MPL	MPL	HPL & MPL
<b>Optional</b>										
Magnet Sleeve	305-7343	305-7343	305-7343	305-7343	305-7343	305-7343	305-7343	305-7343	305-7343	305-7343

(continued on next page)

# Orange Peel Grapples Technical Specifications

## Installation Hardware *(continued)*

HPL & MPL	Choose Part number 244-3148 (CVC) or 244-3149 (CVV)
MPL	Choose Part Number 244-3146 (CVC) or 244-3147 (CVV)
	Not Required

†Consult your dealer for availability.

### GSV525 *(continued)*

Machine Model	M322F	M324D2 MH	M325D LMH		M325D MH	MH3022	MH3024	MH3026		MH3027
Linkage	B	MH	B	MH	MH	MH	MH	—	MH	MH
<b>Required</b>										
Crosshead	469-3644	469-3644	469-3644	469-3643	469-3643	469-3644	469-3644	469-3644	469-3644	469-3647
Stick Pin				233-1341	233-1341					478-6924
Connecting Lines	550-2045	540-6704	548-8395	540-6704	540-6704	540-6704	540-6704	550-2045	540-6704	394-6065
Quick Disconnects	MPL	HPL & MPL		244-3148	244-3148	HPL & MPL	HPL & MPL	MPL	HPL & MPL	
<b>Optional</b>										
Magnet Sleeve	305-7343	305-7343	305-7343	305-7343	305-7343	305-7343	305-7343	305-7343	305-7343	305-7343

### GSV525 *(continued)*

Machine Model	MH3037	MH3049
Linkage	MH	MH
<b>Required</b>		
Crosshead	469-3647	469-3647
Stick Pin	478-6924	478-6924
Connecting Lines	394-6065	394-6065
Quick Disconnects		
<b>Optional</b>		
Magnet Sleeve	305-7343	305-7343

### GSM-50

Machine Model	336D		336D2	336E		336E H	336F		336F XE	
Linkage	DB	TB	TB	DB	TB	DB	DB	TB	DB	TB
<b>Required</b>										
Crosshead	†	277-5682	277-5682	†	277-5682	277-5682	†	277-5682	†	277-5682
Stick Pin										
Connecting Lines	†	†	†	†	†	†	†	†	†	†
Quick Disconnects										

### GSM-50 *(continued)*

Machine Model	336 GC	336		340D2		340F		340F UHD	345D	349D2
Linkage	DB	DB	TB	DB	TB	DB	TB	DB	TB	TB
<b>Required</b>										
Crosshead	†	†	277-5682	†	277-5682	†	277-5682	†	277-5682	277-5682
Stick Pin										
Connecting Lines	†	†	†	†	†	†	†	†	†	†
Quick Disconnects										

*(continued on next page)*

# Orange Peel Grapples Technical Specifications

## Installation Hardware *(continued)*

HPL & MPL	Choose Part number 244-3148 (CVC) or 244-3149 (CVV)
MPL	Choose Part Number 244-3146 (CVC) or 244-3147 (CVV)
	Not Required

†Consult your dealer for availability.

### GSM-50 *(continued)*

Machine Model	349E	352F	352F XE
Linkage	TB	TB	TB
<b>Required</b>			
Crosshead	277-5682	277-5682	277-5682
Stick Pin			
Connecting Lines	†	†	†
Quick Disconnects			

### GSM-60

Machine Model	345D		349D2		349E		352F		352F XE	
Linkage	TB	UB	TB	UB	TB	UB	TB	UB	TB	UB
<b>Required</b>										
Crosshead	277-5682	374-0844	277-5682	374-0844	277-5682	374-0844	277-5682	374-0844	277-5682	374-0844
Stick Pin										
Connecting Lines	†	†	†	†	†	†	†	†	†	†
Quick Disconnects										

### GSM-60 *(continued)*

Machine Model	374D		374F
Linkage	VB	WB	VB
<b>Required</b>			
Crosshead	374-0844	†	295-6056
Stick Pin			
Connecting Lines	†	†	†
Quick Disconnects			

# Orange Peel Grapples Technical Specifications

## Optional Cylinder Guard

Model (nomenclature)	Shell Type	Tine Count	Part Number	Optional Cylinder Guard
GSV520 GC	Semi-open	5	503-8098	490-0335
	Closed	5	527-4118	490-0335
	Semi-open	5	503-8099	490-0335
	Closed	5	527-4119	490-0335
	Semi-open	5	503-8100	490-0335
	Closed	5	527-4120	490-0335
	Semi-open	5	527-4117	490-0335
	Closed	5	527-4121	490-0335
GSV520	Semi-open	5	519-1253	490-0335
	Closed	5	490-1054	490-0335
	Semi-open	5	490-1051	490-0335
	Closed	5	490-1055	490-0335
	Semi-open	5	490-1052	490-0335
	Closed	5	490-1056	490-0335
	Semi-open	5	490-1053	490-0335
	Closed	5	490-1057	490-0335
GSV525	Semi-open	5	528-3846	467-5792
	Closed	5	528-3847	467-5792
	Semi-open	5	467-0352	467-5792
	Closed	5	473-7065	467-5792
	Semi-open	5	467-0353	467-5792
	Closed	5	473-7067	467-5792
	Semi-open	5	458-0776	467-5792
	Closed	5	473-7068	467-5792

For more complete information on Cat products, dealer services, and industry solutions, visit us on the web at [www.cat.com](http://www.cat.com)

© 2018 Caterpillar  
All rights reserved

Materials and specifications are subject to change without notice. Featured machines in photos may include additional equipment. See your Cat dealer for available options.

CAT, CATERPILLAR, SAFETY.CAT.COM, their respective logos, "Caterpillar Yellow" and the "Power Edge" trade dress, as well as corporate and product identity used herein, are trademarks of Caterpillar and may not be used without permission.

GEJQ9364-00 (08-2018)  
Replaces GEJQ0337  
(North America, South America,  
Europe, Africa, Middle East, CIS)

