

Schindler 9500 horizontal moving walk
Performance as needed,
efficiency as desired



The reliable solution for public transportation

Passenger safety, everyday

We designed the Schindler 9500 horizontal moving walk to meet the industry's highest standards so that each passenger enjoys a safe ride every day.

High performance, low energy consumption

The Schindler 9500 horizontal moving walk maximizes energy use efficiently, lowers consumption and costs, and delivers improved performance.

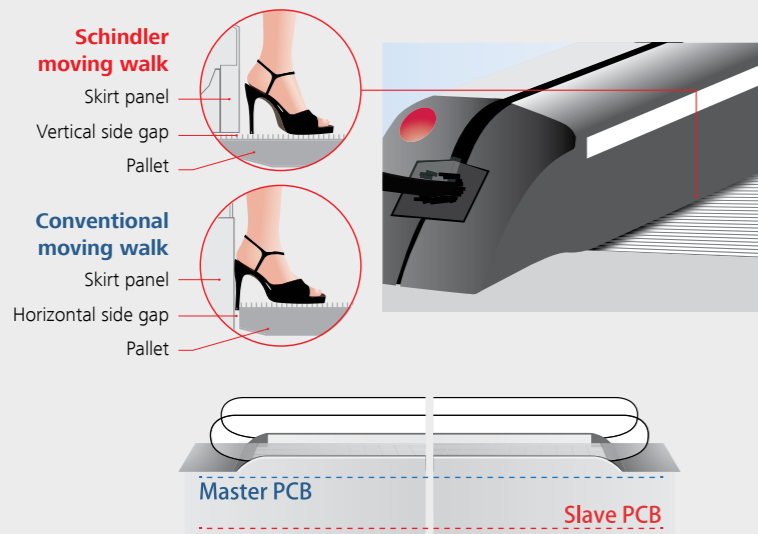
Simplicity leads to increased reliability

Because the pallets on the Schindler 9500 horizontal moving walk are secured directly to the pallet chain, wear and tear on the pallet band is kept to a minimum, ensuring extremely smooth, comfortable and quiet operation.



Passenger safety, everyday

The Schindler 9500 horizontal moving walk is a front runner when it comes to passenger safety: Its comprehensive active and passive safety equipment comprises 35 system-relevant safety features, both mechanical and electrical. This ensures a safe ride for each passenger.



Maximum safety against wedging shoes: Schindler's unique safety feature

The pallets' sides run underneath the skirt panels, eliminating the horizontal side gap which is found in conventional products, making the Schindler design 25 times safer with respect to pinching and wedging than conventional moving walk designs.


MICONIC F: Intelligent microprocessor controller

Two independent safety circuits control each safety device in real time. Dual safety checks mean double the safety: a unique safety feature from Schindler.

Visual safety features: safety you can see

The Schindler 9500 is designed with illuminated risk zones so that passengers can see what's ahead:

- 1 Combplate lighting
- 2 Comb line
- 3 Skirt lighting
- 4 Pallet gap lighting
- 5 Balustrade lighting
- 6 Handrail entry brush



Would you like more information on safety and efficiency? Please consult the Schindler escalator safety brochure and energy brochure.


High performance, low energy consumption

The Schindler 9500 features three design solutions that increase energy efficiency: more efficient drive systems, components requiring less power, and intelligent power management software. We call it the Schindler E³ energy-saving approach.



E1 – Efficient drive system

With the latest drive technology, the Schindler Premium Power Package increases total drive efficiency by 23%.



E2 – ECOLINE power management

Schindler's ECOLINE power management reduces power consumption by up to 40% over conventional continuous operation systems.



E3 – Ecological design

Schindler aluminum pallets

Schindler moving walks with aluminum pallets reduce overall weight compared to conventional steel pallets, i.e., a 50 m long Schindler moving walk has 2000 kg less weight to pull. This leads to greater efficiency.




Schindler LED lighting

Use of LED lights reduces energy consumption by up to 80% and extends lifetime by 100%.

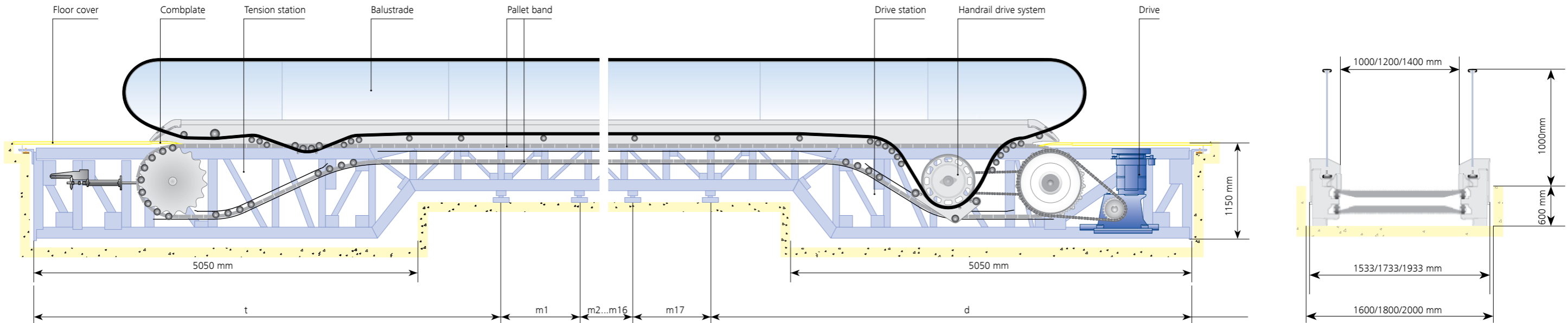


Simplicity leads to increased reliability

The pallets of the Schindler 9500 horizontal moving walk are directly secured to the pallet chain, which reduces wear and tear on the pallet band while providing extremely smooth, comfortable and quiet operation.



Everything according to plan




Support distance [mm]		Pallet width [mm]		
		1000	1200	1400
t	min	5900	5900	5900
	max	11500	11000	10500
d	min	5900	5900	5900
	max	11500	11000	10500
m1 - m17	min	5751	5501	5251
	max	11500	11000	10500

The Schindler 9500 horizontal moving walk has a flexible setting for intermediate supports. The distance between two adjacent intermediate supports ranges up to 11,500 mm. This maximized flexibility means the Schindler 9500 horizontal moving walks fits readily into the building's existing structural support. With widths of up to 1400 mm, the Schindler 9500 horizontal moving walk is ideal for meeting the passenger demand and public transportation requirements at airports, convention centers and other facilities.

Parameters	Unit	Description
Inclination	degree	0 ~ 6
Installation length	[m]	Max 100 m at an inclination of 0°
Pallet width	[mm]	1000, 1200, 1400
Balustrade design	–	E type, slim design
Balustrade height	[mm]	1000
Pit depth	[mm]	Middle section: 600 Top/bottom section: 1150
Speed	[m/s]	0.45, 0.5, 0.6, 0.65, 0.75

When vision meets discipline: Schindler partners with Solar Impulse.



Schindler is the main partner of **Solar Impulse**, the airline design company building the world's first zero-fuel airplane intended for around-the-world travel propelled solely by solar power.

www.schindler.com



**Find more information on
Schindler products.**

Just scan the QR code with your mobile phone.
(QR scanner software is either pre-installed on
your cellphone or can be conveniently
downloaded for free.)